




**S.I.F. OLTENIA S.A.**  
 Administrator de Fonduri de Investiții Alternative (A.F.I.A.)

Str. Tufănele nr. 1, Craiova – Dolj  
cod poștal 200767

Nr. Reg. Com.: J16/1210/30.04.1993  
 Nr. Registru ASF: PJR07/AFIAA/160004/15.02.2018  
 CUI/CIF: RO 4175676  
 Cod LEI: 254900VTOOM8GL8TVH59  
 Capital social: 52.214.914,30 lei  
 Tel./Fax: 0251-419.398/0251-419.340

## THE COMPANY

## NOVEMBER 2020

**S.I.F. OLTENIA S.A.** operates as a joint stock company, self-administered, fixed capital, entirely private. It is authorized as Manager of Alternative Investment Funds (A.F.I.A.) following the authorization by A.S.F. - Authorization no. 45 / 15.02.2018.

The social capital amounts to 52,214,914.3 LEI divided into 522,149,143 ordinary nominative shares with a nominal value of 0.10 LEI.

Company's shares are traded on Bucharest Stock Exchange, Main segment, Premium category.

BSE symbol: SIF5

ISIN: ROSIFEACNOR4

**Depositing activities** – stipulated by the laws and F.S.A. Regulations (former RNSC) - have been provided by Raiffeisen Bank S.A., based on the depository contract.

**The Shareholder Register** of S.I.F. OLTENIA S.A is kept by CENTRAL DEPOSITORY S.A. Bucharest.

S.I.F. OLTENIA S.A is listed on Bucharest Stock Exchange starting from 01/11/1999.

The company is included in BET-FI, BET-XT, BET-XT-TR and BET-BK indices.

### Strategic objectives:

- ✓ continuing the shares portfolio restructuring;
- ✓ investment policy;
- ✓ organizational development;
- ✓ implementation of corporate governance principles.

SIF5 30.11.2020

- lei -

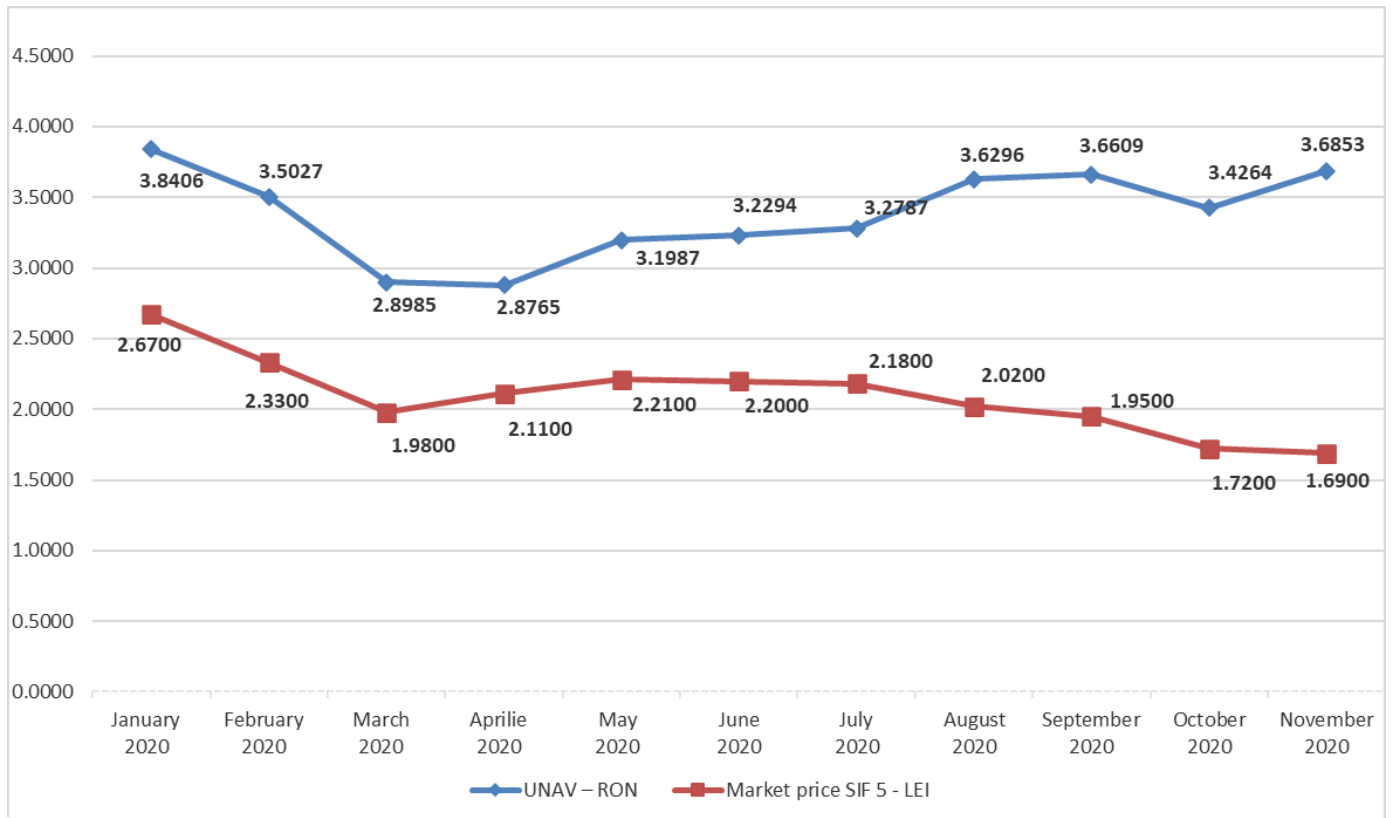
Share capital	52,214,914.30
Nominal value per share	0.10
Capitalization	882,432,052
Total assets	1,986,500,305
Net assets	1,924,281,245

**Evolution of the SIF5 closing price  
december 2019 - november 2020**

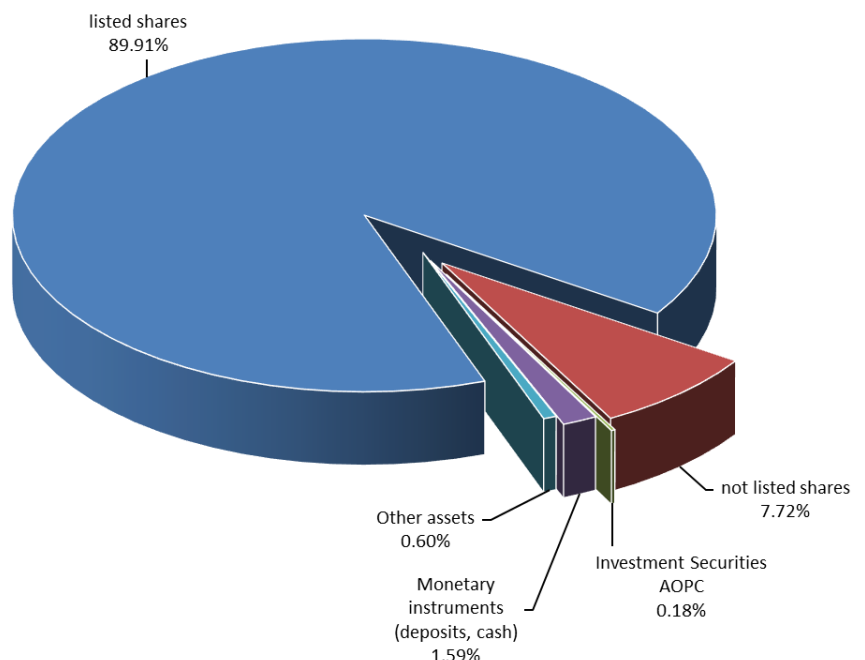


## ASSETS STRUCTURE

	January 2020	February 2020	March 2020	April 2020	May 2020	June 2020	July 2020	August 2020	September 2020	October 2020	November 2020
<b>UNAV (RON)</b>	3.8406	3.5027	2.8985	2.8765	3.1987	3.2294	3.2787	3.6296	3.6609	3.4264	3.6853
<b>Market price (RON) - closing price</b>	2.6700	2.3300	1.9800	2.1100	2.2100	2.2000	2.1800	2.0200	1.9500	1.7200	1.6900
<b>Discount (%)</b>	-30.48	-33.48	-31.69	-26.65	-30.91	-31.88	-33.51	-44.34	-46.73	-49.80	-54.14

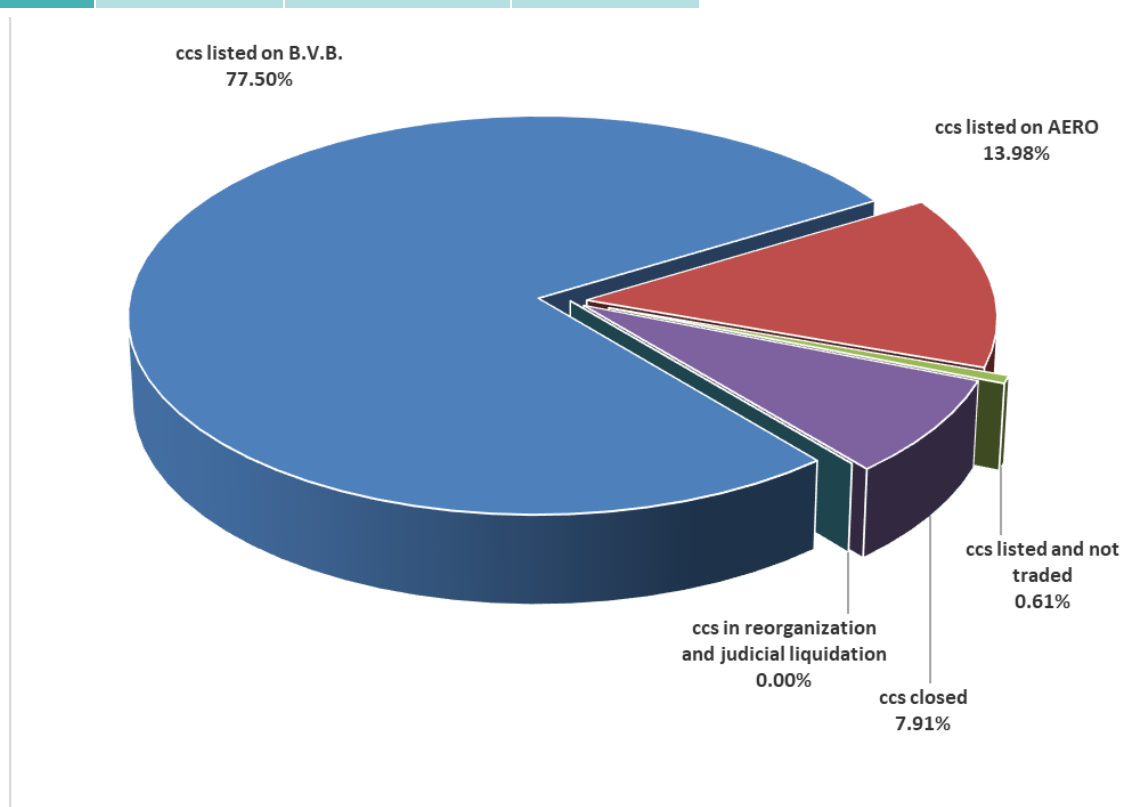


	<b>Weight in the total value of assets (%)</b>
<b>Shares,</b>	<b>97.63</b>
out of which:	
- listed shares	89.91
- not listed shares	7.72
<b>Investment Securities AOPC</b>	<b>0.18</b>
<b>Monetary instruments (deposits, cash)</b>	<b>1.59</b>
<b>Other assets</b>	<b>0.60</b>



## THE PORTFOLIO STRUCTURE

	No. ccs.	Market value of packages of shares	
		- lei -	- % -
ccs listed on B.V.B.	15	1.502.937.343	77.50
ccs listed on AERO (B.V.B.)	10	271.213.103	13.98
ccs listed and not traded	2	11.891.204	0.61
ccs closed	11	153.345.817	7.91
ccs in reorganization and judicial liquidation	4	-	0.00
<b>TOTAL</b>	<b>42</b>	<b>1.939.387.467</b>	<b>100.00</b>

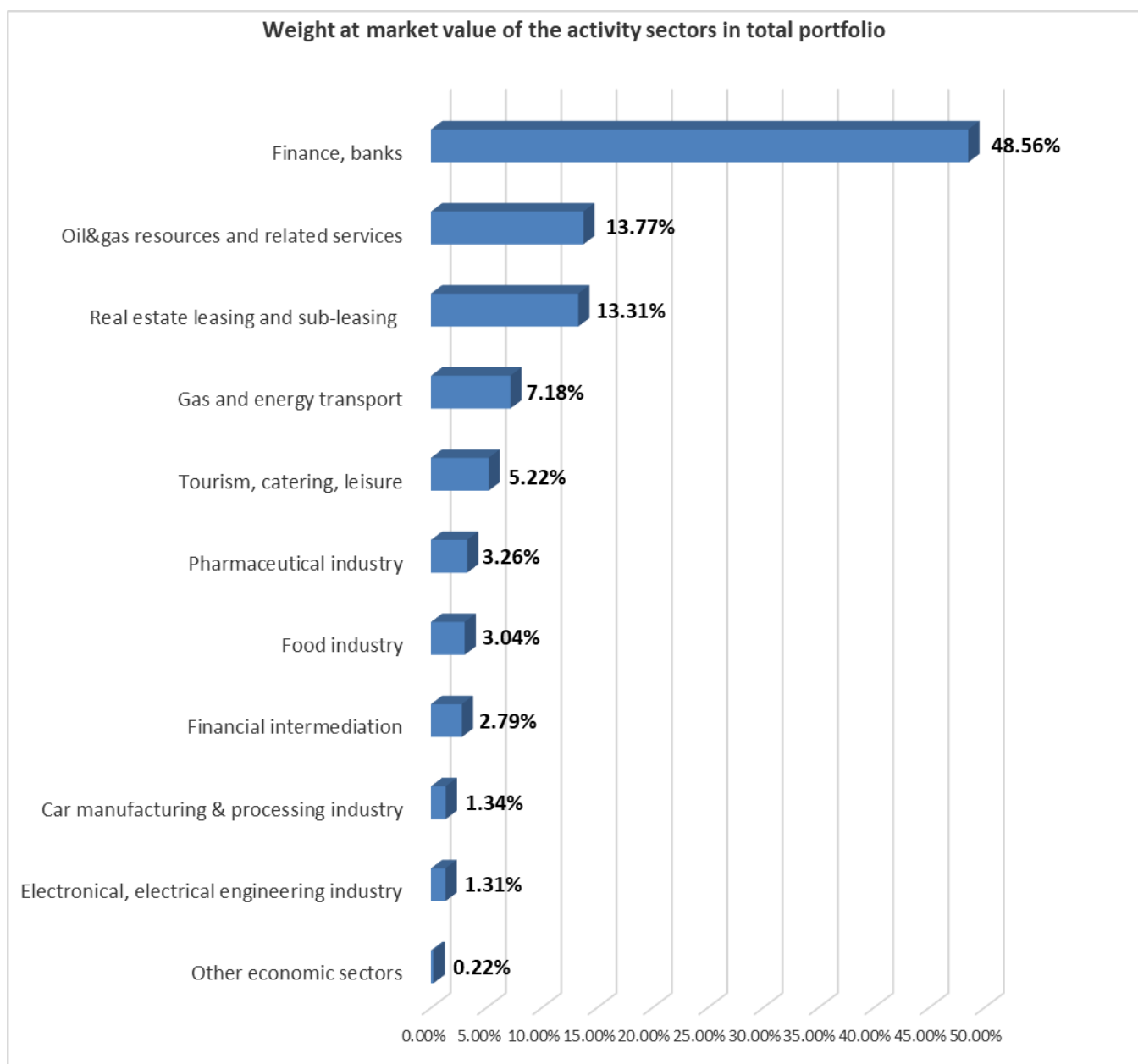


## TOP 10 COMPANIES OF THE PORTFOLIO

	Weight in the issuer's share capital	Weight in the SIF total asset
	- % -	- % -
BANCA TRANSILVANIA CLUJ	4.1354	26.2183
B.R.D.-GROUPE SOCIETE GENERALE BUCURESTI	4.1114	19.2121
OMV PETROM BUCURESTI	1.0134	10.2732
MERCUR CRAIOVA	97.8593	4.9714
FLAROS BUCURESTI	81.0712	4.0358
SNTGN TRANSGAZ MEDIAS	2.0665	3.5520
C.N.T.E.E. TRANSELECTRICA BUCURESTI	3.6994	3.4537
ANTIBIOTICE IASI	19.0465	3.1798
S.N.G.N. ROMGAZ S.A.	0.5841	3.1674
ARGUS CONSTANTA	86.4160	2.8640

## THE PORTFOLIO STRUCTURE CONSIDERING THE ACTIVITY SECTORS

Weight at market value of the activity sectors in total portfolio	
Finance, banks	48.56%
Oil&gas resources and related services	13.77%
Real estate leasing and sub-leasing	13.31%
Gas and energy transport	7.18%
Tourism, catering, leisure	5.22%
Pharmaceutical industry	3.26%
Food industry	3.04%
Financial intermediation	2.79%
Car manufacturing & processing industry	1.34%
Electronical, electrical engineering industry	1.31%
Other economic sectors	0.22%



## THE MAIN INDICATORS REPORTED BY ALL SIF - november 2020

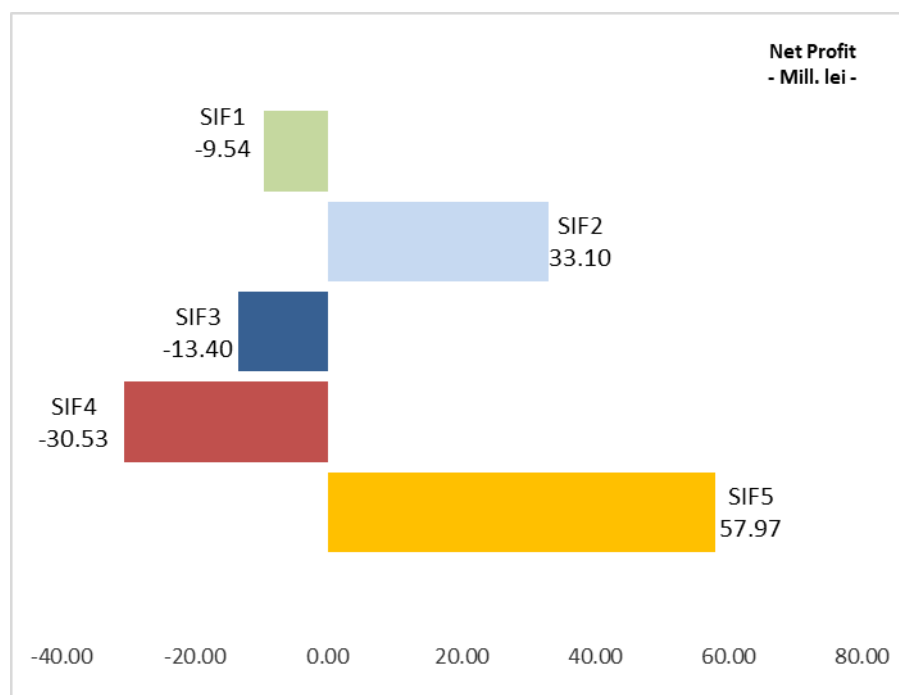
November 2020	SIF 1	SIF2	SIF3	SIF 4	SIF 5
<b>Total Asset (Mill. lei)</b>	2,748.41	2,078.60	1,224.03	1,563.35	<b>1,986.50</b>

November 2020	SIF 1	SIF2	SIF3	SIF 4	SIF 5
<b>Net Asset (Mill. lei)</b>	2,745.69	1,939.98	1,088.28	1,495.58	<b>1,924.28</b>

November 2020	SIF 1	SIF2	SIF3	SIF 4	SIF 5
<b>Unitary Net Asset (lei)</b>	5.3362	1.9746	0.5033	1.9061	<b>3.6853</b>

November 2020	SIF 1	SIF2	SIF3	SIF 4	SIF 5
<b>Net Profit (Mill. lei)</b>	-9.54	33.10	-13.40	-30.53	<b>57.97</b>

November 2020	SIF 1	SIF2	SIF3	SIF 4	SIF 5
<b>Number of companies in the portfolio</b>	118	45	95	126	<b>42</b>



The strategy of S.I.F. OLTENIA S.A. regarding the investment policy complies with the prudential principles with the legislation in force. The above information concerning the portfolio are calculated based on VAN (net asset value). The price of shares and the incomes generated by them may fluctuate and there is the possibility not to recover the amount invested. Company's past performance is no guarantee of future performance. S.I.F. Oltenia S.A. provides quarterly, half yearly and annual reports, and publishes them on the internet page at [www.sifolt.ro/Investor Info/Reports/Continuous reports](http://www.sifolt.ro/Investor Info/Reports/Continuous reports). This is a brief summary destined exclusively to existing shareholders and will not be the basis for taking investments decisions

