



S.I.F. OLTENIA S.A.
 Administrator de Fonduri de Investiții Alternative (A.F.I.A.)

1 Tufănele Street, Craiova – Dolj
 postal code 200767

Nr. Reg. Com.: J16/1210/30.04.1993
 Nr. Registru ASF: PJR07¹/AFIAA/160004/15.02.2018
 CUI/CIF: RO 4175676
 Cod LEI: 254900VTOOM8GL8TVH59
 Capital social: 52,214,914.3 lei
 Phone./Fax: 0251-419.398/0251-419.340
 www.sifolt.ro

THE COMPANY

OCTOBER 2020

S.I.F. OLTENIA S.A. operates as a joint stock company, self-administered, fixed capital, entirely private. It is authorized as Manager of Alternative Investment Funds (A.F.I.A.) following the authorization by A.S.F. - Authorization no. 45 / 15.02.2018.

The social capital amounts to 52,214,914.3 LEI divided into 522,149,143 ordinary nominative shares with a nominal value of 0.10 LEI.

Company's shares are traded on Bucharest Stock Exchange, Main segment, Premium category.

BSE symbol: SIF5
 ISIN: ROSIFEACNOR4

Depositing activities – stipulated by the laws and F.S.A. Regulations (former RNSC) - have been provided by Raiffeisen Bank S.A., based on the depository contract.

The Shareholder Register of S.I.F. OLTENIA S.A is kept by CENTRAL DEPOSITORY S.A. Bucharest.

S.I.F. OLTENIA S.A is listed on Bucharest Stock Exchange starting from 01/11/1999.

The company is included in BET-FI, BET-XT, BET-XT-TR and BET-BK indices.

Strategic objectives:

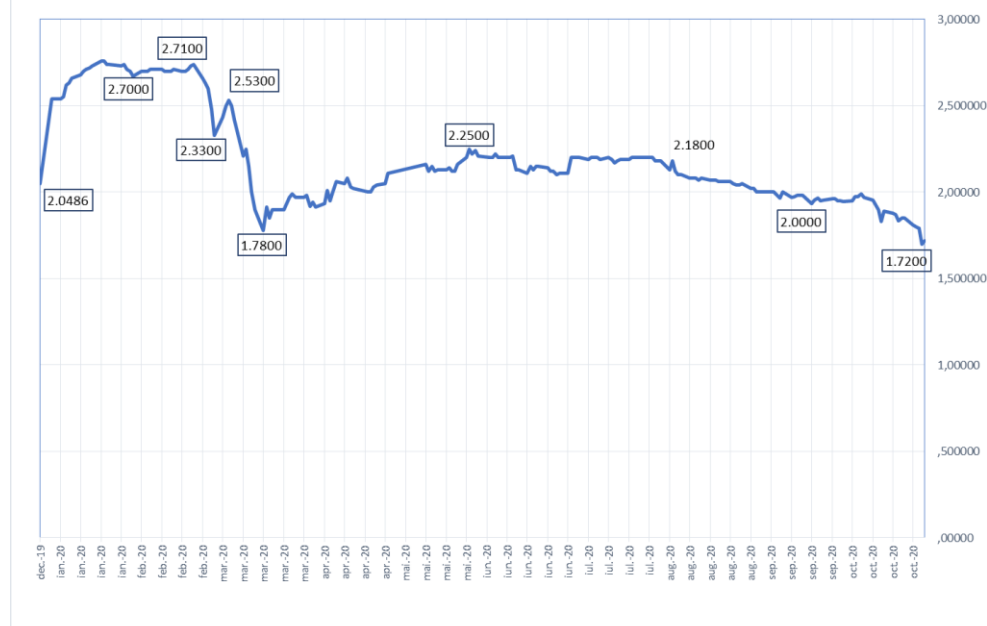
- ✓ continuing the shares portfolio restructuring;
- ✓ investment policy;
- ✓ organizational development;
- ✓ implementation of corporate governance principles.

SIF5 31.10.2020

- lei -

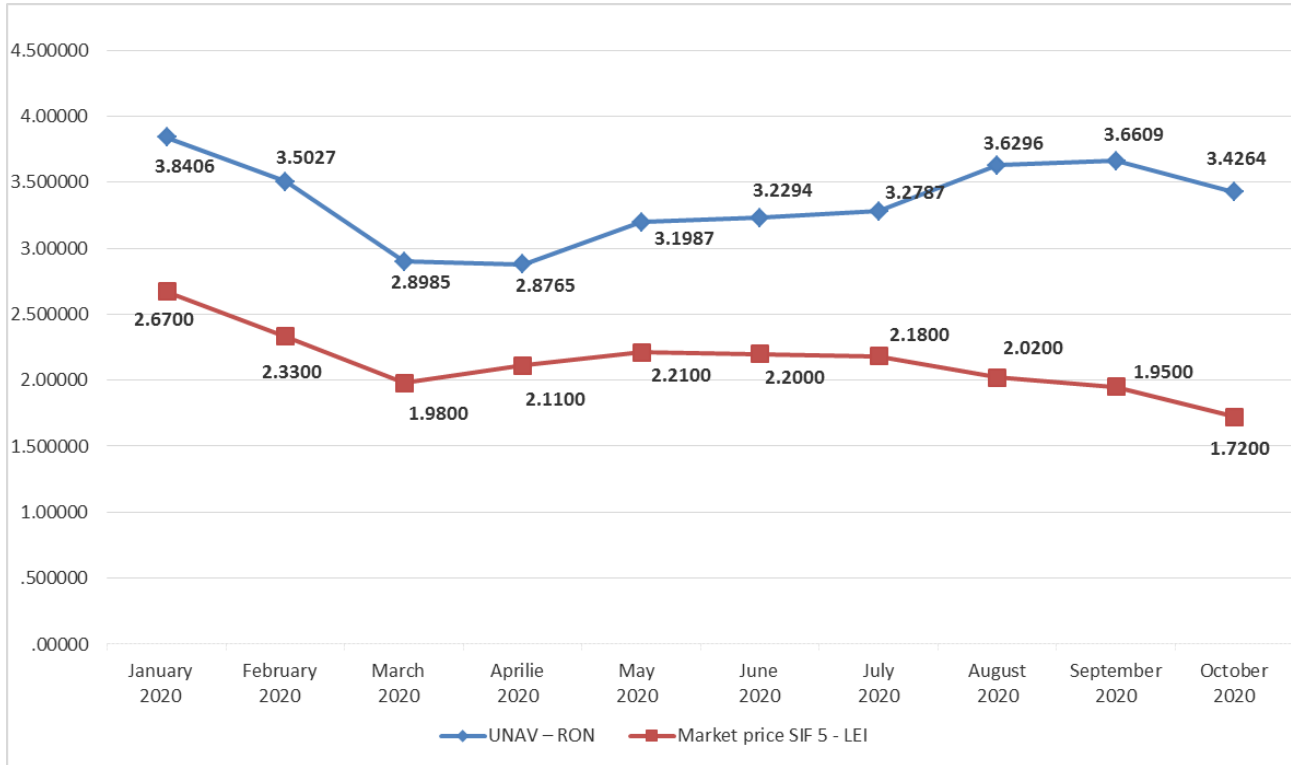
Share capital	52,214,914.30
Nominal value per share	0.10
Capitalization	898,096,526
Total assets	1,851,395,294
Net assets	1,789,077,433

Evolution of the SIF5 closing price
 december 2019 - october 2020



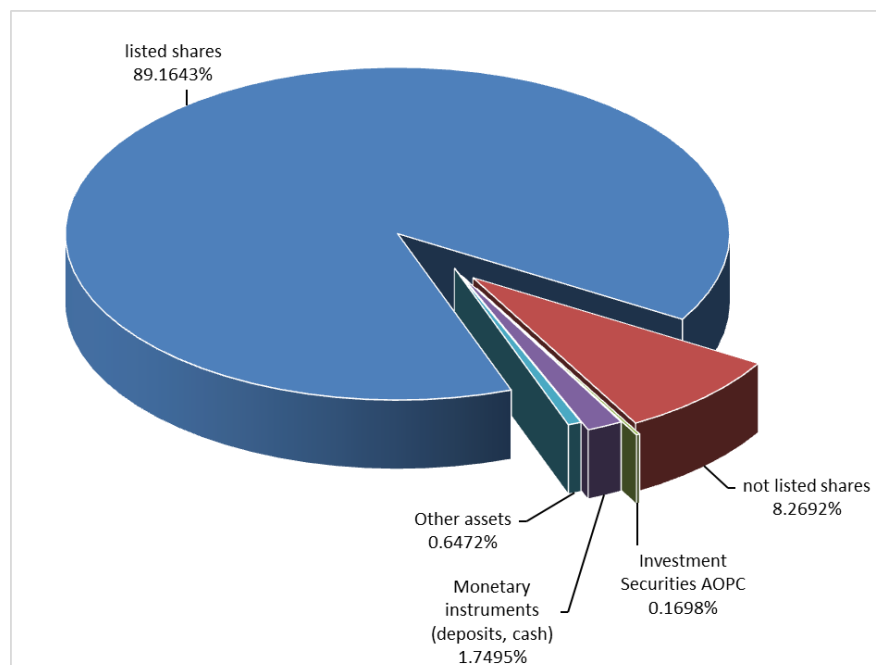
ASSETS STRUCTURE

	January 2020	February 2020	March 2020	April 2020	May 2020	June 2020	July 2020	August 2020	September 2020	October 2020
UNAV (RON)	3.8406	3.5027	2.8985	2.8765	3.1987	3.2294	3.2787	3.6296	3.6609	3.4264
Market price (RON) - closing price	2.6700	2.3300	1.9800	2.1100	2.2100	2.2000	2.1800	2.0200	1.9500	1.7200
Discount (%)	-30.48	-33.48	-31.69	-26.65	-30.91	-31.88	-33.51	-44.34	-46.73	-49.80



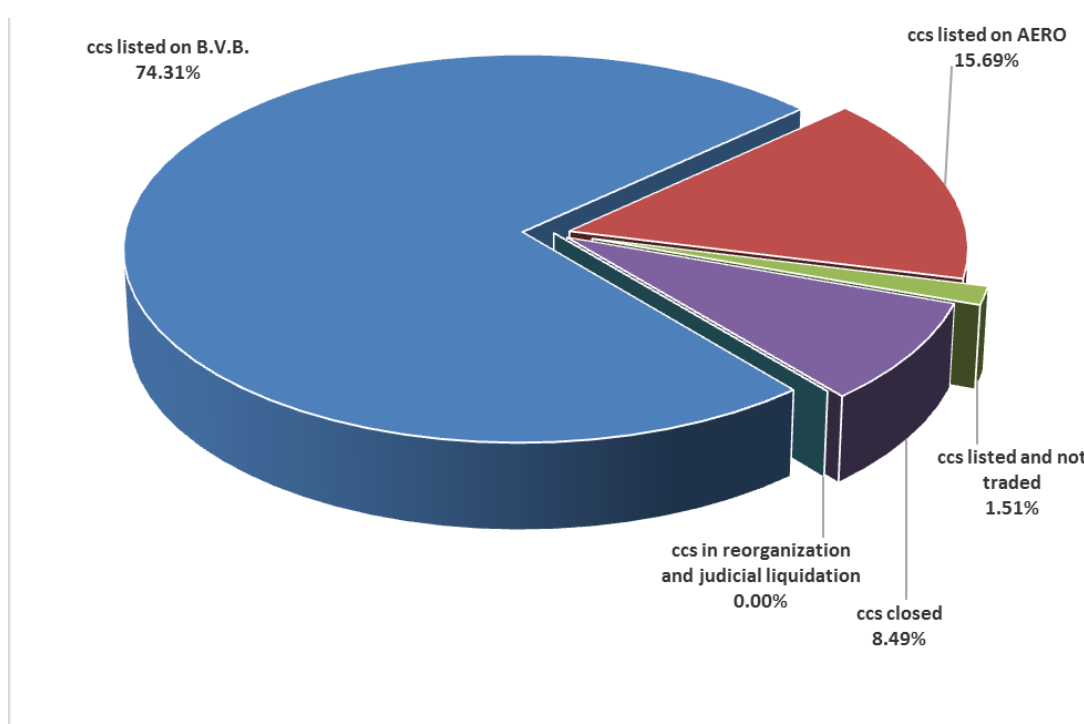
Weight in the total value of assets (%)

Shares, out of which:	97.4335
- listed shares	89.1643
- not listed shares	8.2692
Investment Securities AOPC	0.1698
Monetary instruments (deposits, cash)	1.7495
Other assets	0.6472



THE PORTFOLIO STRUCTURE

	No. ccs.	Market value of packages of shares	
		- lei -	- % -
ccs listed on B.V.B.	15	1,340,493,363	74.31
ccs listed on AERO (B.V.B.)	7	283,038,738	15.69
ccs listed and not traded	5	27,250,718	1.51
ccs closed	11	153,094,860	8.49
ccs in reorganization and judicial liquidation	4	-	0.00
TOTAL	42	1,803,877,679	100.00

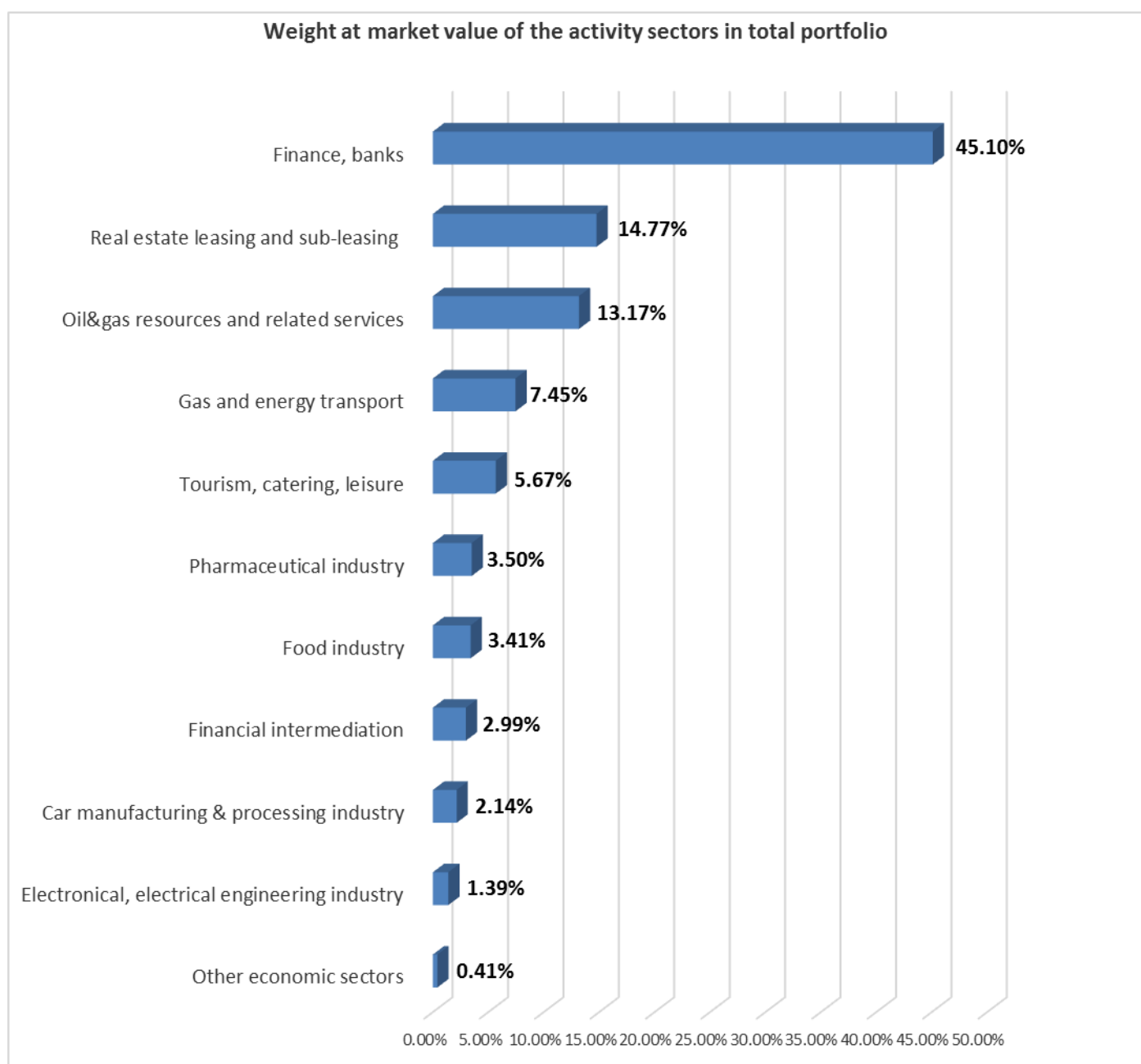


TOP 10 COMPANIES OF THE PORTFOLIO

	Weight in the issuer's share capital - % -	Weight in the SIF total asset - % -
BANCA TRANSILVANIA CLUJ	4.1354	24.2226
B.R.D.-GROUPE SOCIETE GENERALE BUCURESTI	4.1114	17.6117
OMV PETROM BUCURESTI	1.0134	9.7051
MERCUR CRAIOVA	97.8593	5.3342
FLAROS BUCURESTI	81.0712	4.5967
SNTGN TRANSGAZ MEDIAS	2.0665	3.7455
C.N.T.E.E. TRANSELECTRICA BUCURESTI	3.6994	3.5154
ANTIBIOTICE IASI	19.0465	3.4118
ARGUS CONSTANTA	86.4160	3.2066
S.N.G.N. ROMGAZ S.A.	0.5841	3.1311

THE PORTOFOLIO STRUCTURE CONSIDERING THE ACTIVITY SECTORS

Weight at market value of the activity sectors in total portfolio	
Finance, banks	45.10%
Real estate leasing and sub-leasing	14.77%
Oil&gas resources and related services	13.17%
Gas and energy transport	7.45%
Tourism, catering, leisure	5.67%
Pharmaceutical industry	3.50%
Food industry	3.41%
Financial intermediation	2.99%
Car manufacturing & processing industry	2.14%
Electronical, electrical engineering industry	1.39%
Other economic sectors	0.41%



THE MAIN INDICATORS REPORTED BY ALL SIF - october 2020

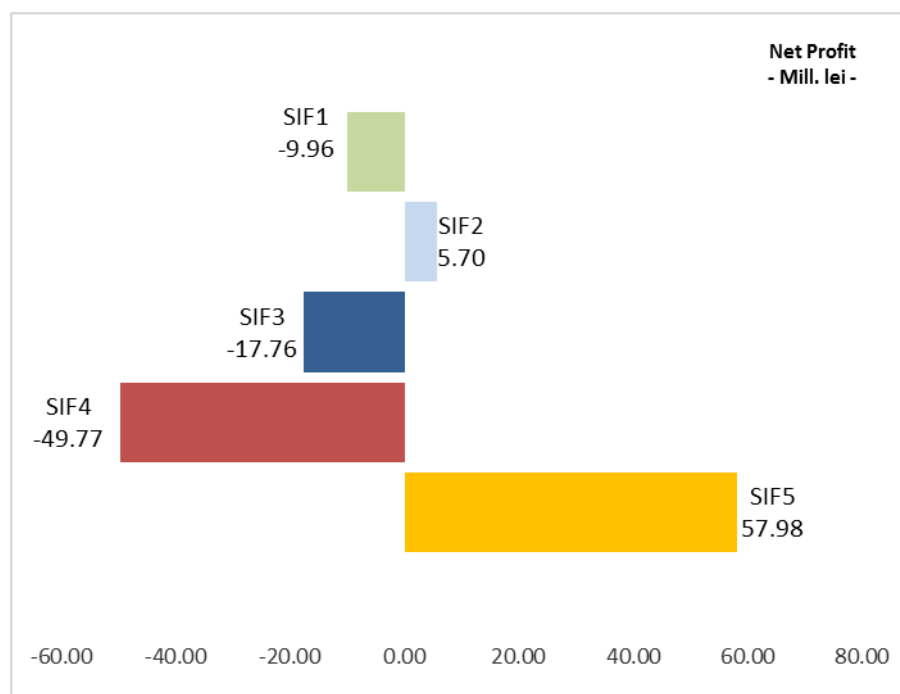
October 2020	SIF 1	SIF2	SIF3	SIF 4	SIF 5
Total Asset (Mill. lei)	2,564.35	1,934.62	1,162.32	1,486.02	1,851.40

October 2020	SIF 1	SIF2	SIF3	SIF 4	SIF 5
Net Asset (Mill. lei)	2,559.94	1,819.08	1,032.41	1,419.96	1,789.08

October 2020	SIF 1	SIF2	SIF3	SIF 4	SIF 5
Unitary net asset (lei)	4.9752	1.8490	0.4774	1.8097	3.4264

October 2020	SIF 1	SIF2	SIF3	SIF 4	SIF 5
Net Profit (Mill. lei)	-9.96	5.70	-17.76	-49.77	57.98

October 2020	SIF 1	SIF2	SIF3	SIF 4	SIF 5
Number of companies in the portfolio	120	46	96	126	42



The strategy of S.I.F. OLTENIA S.A. regarding the investment policy complies with the prudential principles with the legislation in force.

The above information concerning the portfolio are calculated based on VAN (net asset value). The price of shares and the incomes generated by them may fluctuate and there is the possibility not to recover the amount invested. Company's past performance is no guarantee of future performance. S.I.F. Oltenia S.A. provides quarterly, half yearly and annual reports, and publishes them on the internet page at [www.sifolt.ro/Investor Info/Reports/Continuous reports](http://www.sifolt.ro/Investor%20Info/Reports/Continuous%20reports). This is a brief summary destined exclusively to existing shareholders and will not be the basis for taking investments decisions.