



S.I.F. OLTENIA S.A.
 Administrator de Fonduri de Investiții Alternative (A.F.I.A.)

1 Tufănele Street, Craiova – Dolj
 postal code 200767

Nr. Reg. Com.: J16/1210/30.04.1993
 Nr. Registru ASF: PJR07¹AFIAA/160004/15.02.2018
 CUI/CIF: RO 4175676
 Cod LEI: 254900VTOOM8GL8TVH59
 Capital social: 58.016.571 lei
 Phone./Fax: 0251-419.398/0251-419.340
 www.sifolt.ro

THE COMPANY

SEPTEMBER 2020

S.I.F. OLTENIA S.A. operates as a joint stock company, self-administered, fixed capital, entirely private. It is authorized as Manager of Alternative Investment Funds (A.F.I.A.) following the authorization by A.S.F. - Authorization no. 45 / 15.02.2018.

The social capital amounts to 56,054,312.9 LEI divided into 560,543,129 ordinary nominative shares with a nominal value of 0.10 LEI.

Company's shares are traded on Bucharest Stock Exchange, Main segment, Premium category.

BSE symbol: SIF5

ISIN: ROSIFEACNOR4

Depositing activities – stipulated by the laws and F.S.A. Regulations (former RNSC) - have been provided by Raiffeisen Bank S.A., based on the depository contract.

The Shareholder Register of S.I.F. OLTENIA S.A is kept by CENTRAL DEPOSITORY S.A. Bucharest.

S.I.F. OLTENIA S.A is listed on Bucharest Stock Exchange starting from 01/11/1999.

The company is included in BET-FI, BET-XT, BET-XT-TR and BET-BK indices.

Strategic objectives:

- continuing the shares portfolio restructuring;
- investment policy;
- organizational development;
- implementation of corporate governance principles.

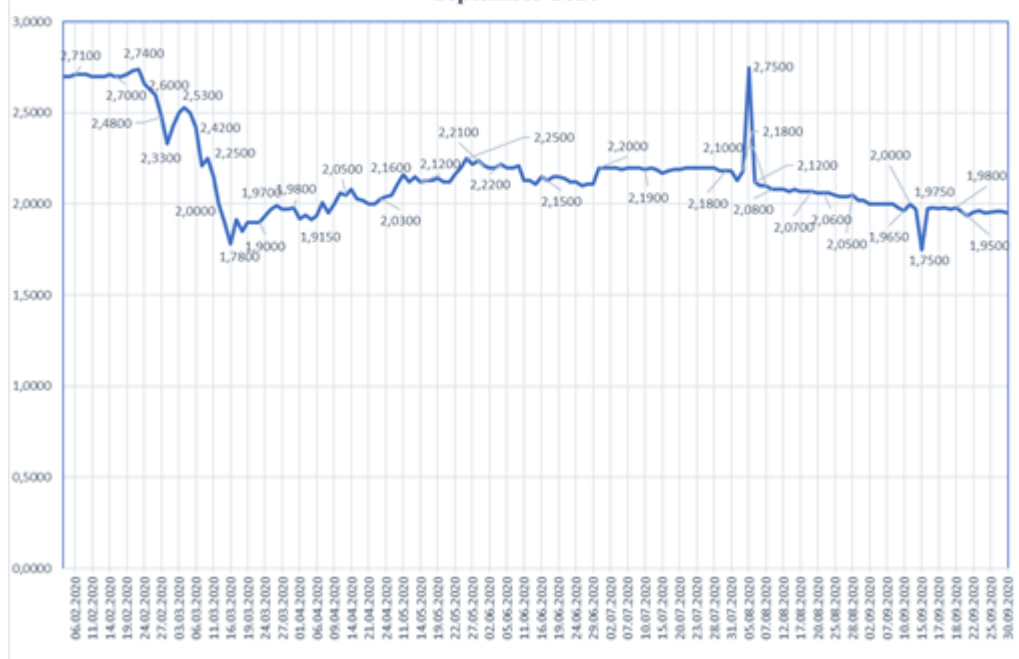
SIF5

30.09.2020

- RON -

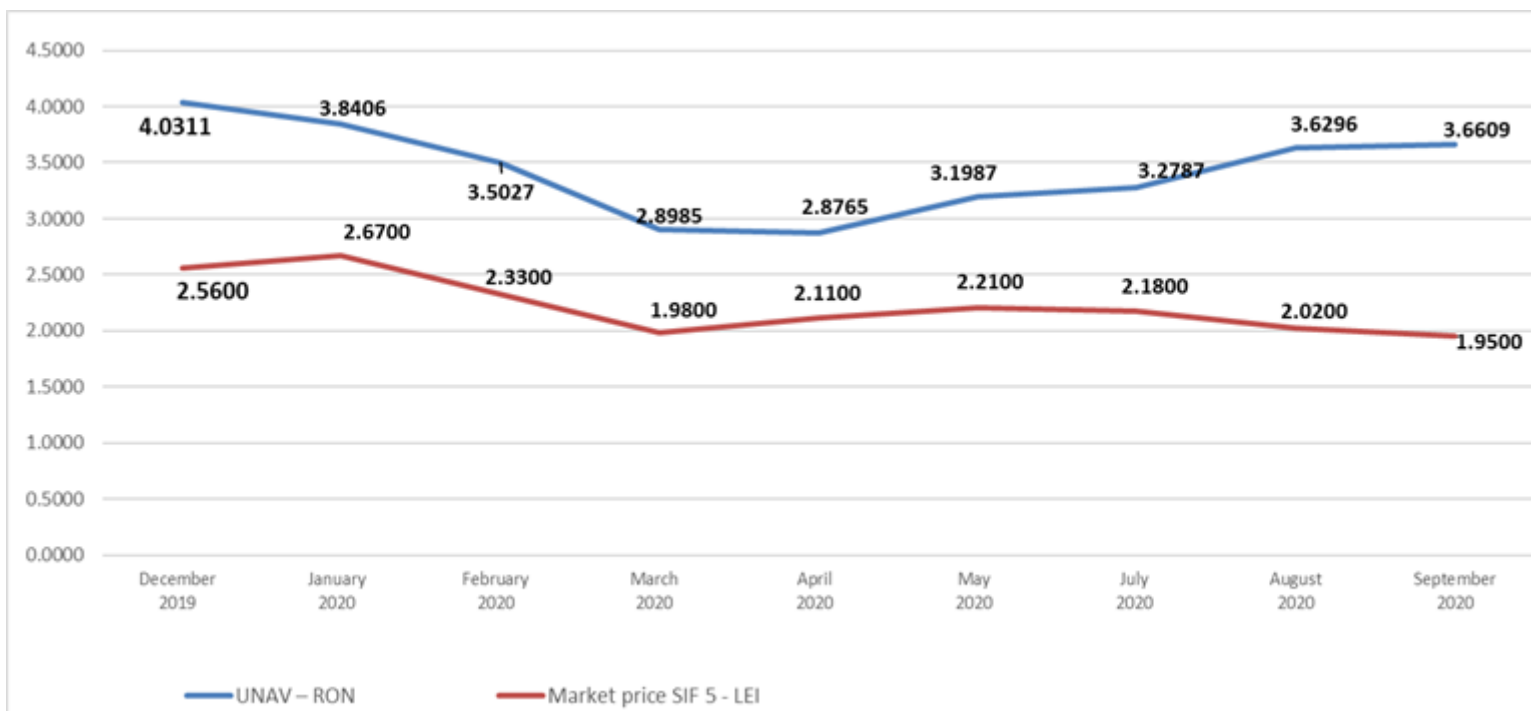
Share capital	52,214,914.30
Nominal value per share	0.10
Capitalization	1,018,190,829
Total assets	1,977,720,479
Net assets	1,911,554,899

Evolution of the SIF5 closing price
 September 2020

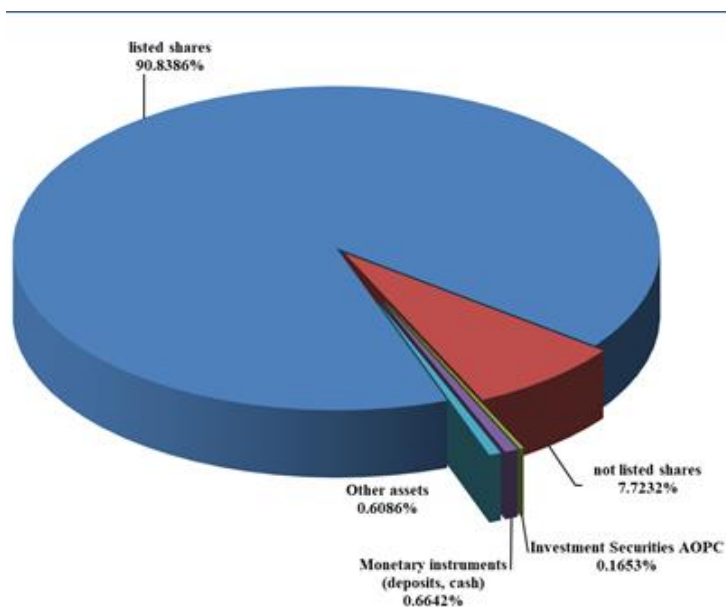


ASSETS STRUCTURE

	December 2019	January 2020	February 2020	March 2020	April 2020	May 2020	June 2020	July 2020	August 2020	September 2020
UNAV (RON)	4.0311	3.8406	3.5027	2.8985	2.8765	3.1987	3.2294	3.2787	3.6296	3.6609
Market price (RON) - closing price	2.5600	2.6700	2.3300	1.9800	2.1100	2.2100	2.2000	2.1800	2.0200	1.9500
Discount (%)	-36.49	-30.48	-33.48	-31.69	-26.65	-30.96	-31.88	-33.51	-44.34	-46.73

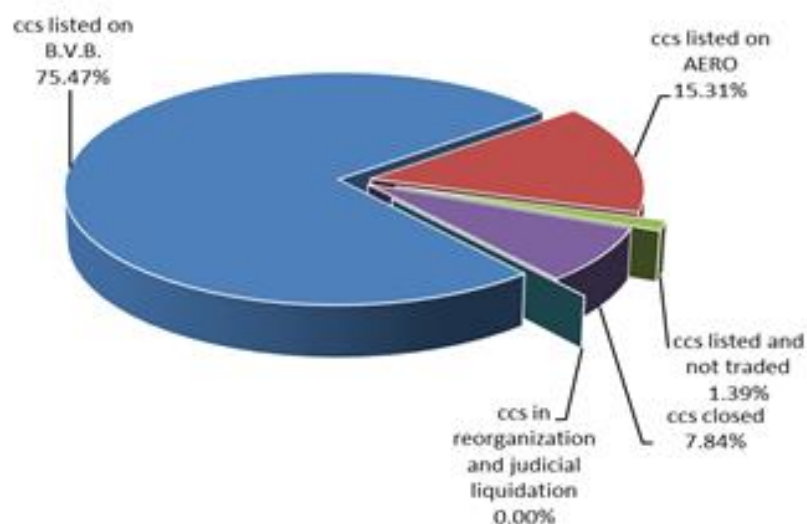


Weight in the total value of assets (%)	
Shares, out of which:	98.5618
- listed shares	90.8386
- not listed shares	7.7232
Investment Securities AOPC	0.1653
Monetary instruments (deposits, cash)	0.6642
Other assets	0.6086



THE PORTFOLIO STRUCTURE

	No. sc	Market value of packages of shares	
		- RON -	- % -
ccs listed on B.V.B.	14	1,471,100,974	75.47
ccs listed on AERO (B.V.B.)	7	298,348,177	15.31
ccs listed and not traded	5	27,085,271	1.39
ccs closed	11	152,743,673	7.84
ccs in reorganization and judicial liquidation	5	-	-
TOTAL	42	1,949,278,095	100.00



TOP 10 COMPANIES OF THE PORTFOLIO

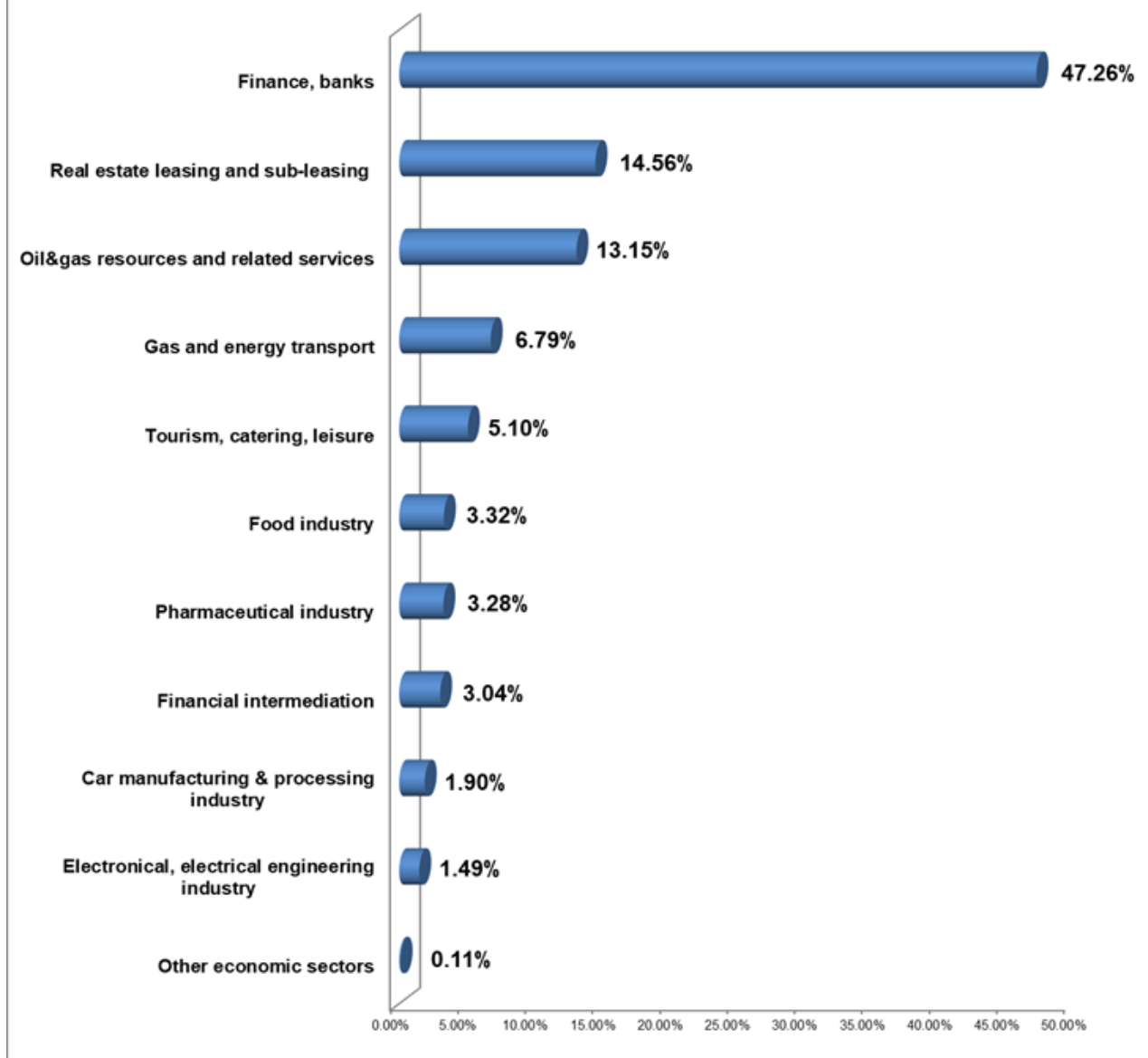
	Weight in the issuer's share capital (%)	Weight in the SIF total asset (%)
BANCA TRANSILVANIA S.A.	4.1354	25.7948
B.R.D. Groupe Societe Generale	4.1114	18.8338
OMV PETROM S.A. București	1.0134	9.7238
MERCUR S.A. Craiova	97.8593	5.7479
FLAROS S.A. București	81.0712	4.3031
S.N.T.G.N. TRANSGAZ MEDIAS	2.0665	3.4939
ANTIBIOTICE S.A. Iași	19.0465	3.2327
S.N.G.N. ROMGAZ S.A. MEDIAȘ	0.5841	3.2384
C.N.T.E.E. TRANSELECTRICA S.A. București	3.6994	3.1948
ARGUS S.A. Constanța	86.4160	3.1112

THE PORTFOLIO STRUCTURE CONSIDERING THE ACTIVITY SECTORS

Weight at market value of the activity sectors in total portfolio (%)

Finance, banks	47.26
Real estate leasing and sub-leasing	14.56
Oil&gas resources and related services	13.15
Gas and energy transport	6.79
Tourism, catering, leisure	5.10
Food industry	3.32
Pharmaceutical industry	3.28
Financial intermediation	3.04
Car manufacturing & processing industry	1.90
Electronical, electrical engineering industry	1.49
Other economic sectors	0.11

Weight at market value of the activity sectors in total portfolio



THE MAIN INDICATORS REPORTED BY ALL SIF ON 30.09.2020

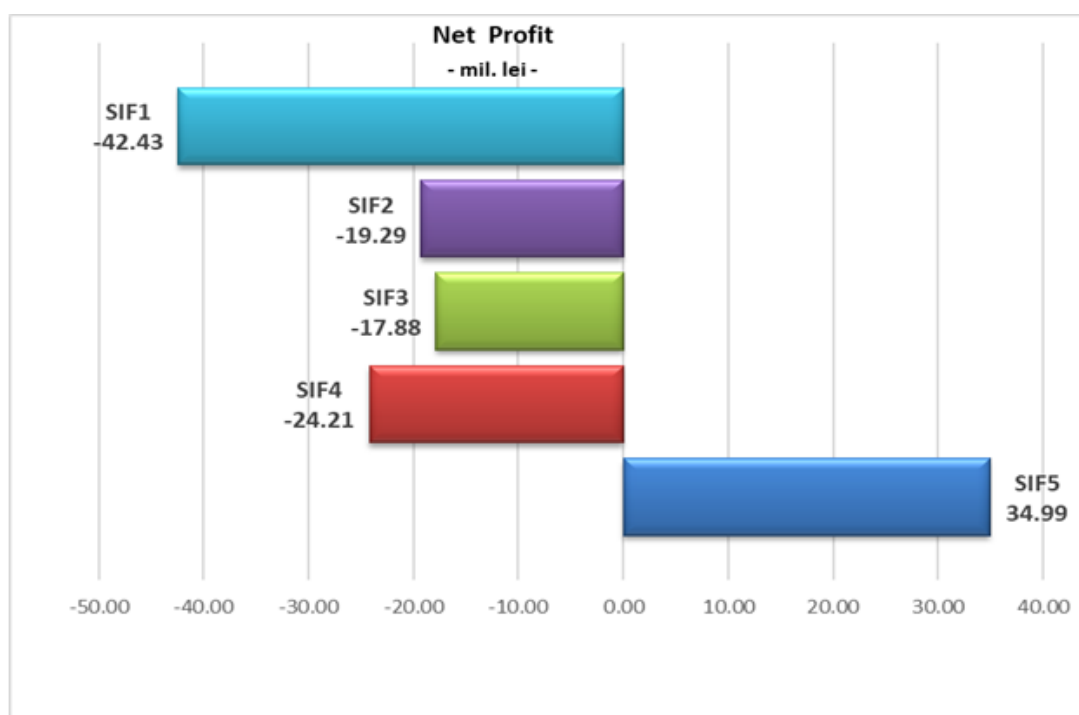
September 2020	SIF 1	SIF2	SIF3	SIF 4	SIF 5
Total Asset (Mill. RON)	2,627.33	2,050.26	1,216.42	1,553.60	1,977.72

September 2020	SIF 1	SIF2	SIF3	SIF 4	SIF 5
Net Asset (Mill. RON)	2,624.54	1.909,83	1,074.06	1,487.51	1,911.55

September 2020	SIF 1	SIF2	SIF3	SIF 4	SIF 5
Unitary net asset (RON)	5,1007	1.99401	0.4967	1.8958	3.6609

September 2020	SIF 1	SIF2	SIF3	SIF 4	SIF 5
Net Profit (Mill. RON)	-42.43	-19.29	-17.88	-24.21	34.99

September 2020	SIF 1	SIF2	SIF3	SIF 4	SIF 5
Number of companies in the portfolio	121	45	96	126	42



The strategy of S.I.F. OLTENIA S.A. regarding the investment policy complies with the prudential principles of Regulation no. 15/2004 of F.S.A. (former R.N.S.C.) referred to in art. 187, 188 and 275.

The above information concerning the portfolio are calculated based on VAN (net asset value). The price of shares and the incomes generated by them may fluctuate and there is the possibility not to recover the amount invested. Company's past performance is no guarantee of future performance. S.I.F. Oltenia S.A. provides quarterly, half yearly and annual reports, and publishes them on the internet page at www.sifolt.ro/Investor Info/Reports/Continuous reports. This is a brief summary destined exclusively to existing shareholders and will not be the basis for taking investments decisions.