



**S.I.F. OLTENIA S.A.**  
 Administrator de Fonduri de Investiții Alternative (A.F.I.A.)

1 Tufănele Street, Craiova – Dolj  
 postal code 200767

Nr. Reg. Com.: J16/1210/30.04.1993  
 Nr. Registru ASF: PJR07<sup>1</sup>AFIAA/160004/15.02.2018  
 CUI/CIF: RO 4175676  
 Cod LEI: 254900VTOOM8GL8TVH59  
 Capital social: 58.016.571 lei  
 Phone./Fax: 0251-419.398/0251-419.340  
 www.sifolt.ro

## THE COMPANY June 2020

**S.I.F. OLTENIA S.A.** operates as a joint stock company, self-administered, fixed capital, entirely private. It is authorized as Manager of Alternative Investment Funds (A.F.I.A.) following the authorization by A.S.F. - Authorization no. 45 / 15.02.2018.

The social capital amounts to 58,016,571 LEI divided into ordinary nominative shares with a nominal value of 0.10 LEI.

Company's shares are traded on Bucharest Stock Exchange, Main segment, Premium category.

BSE symbol: SIF5

ISIN: ROSIFEACNOR4

**Depositing activities** – stipulated by the laws and F.S.A. Regulations (former RNSC) - have been provided by Raiffeisen Bank S.A., based on the depository contract.

**The Shareholder Register** of S.I.F. OLTENIA S.A is kept by CENTRAL DEPOSITORY S.A. Bucharest.

S.I.F. OLTENIA S.A is listed on Bucharest Stock Exchange starting from 01/11/1999.

The company is included in BET-FI, BET-XT, BET-XT-TR and BET-BK indices.

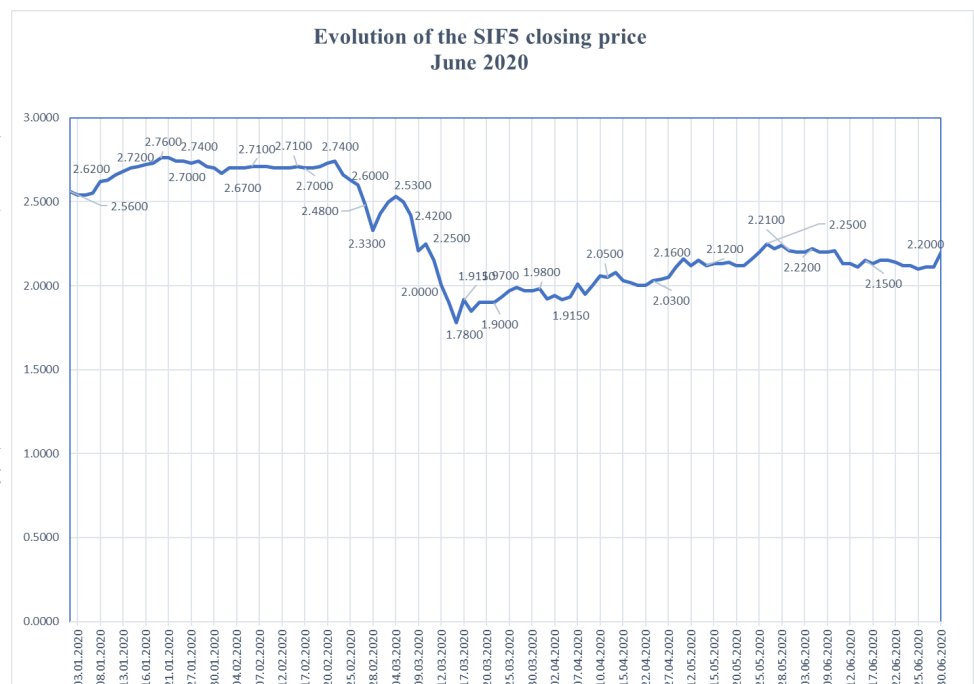
### Strategic objectives:

- continuing the shares portfolio restructuring;
- investment policy;
- organizational development;
- implementation of corporate governance principles.

### SIF5      30.06.2020

- RON -

Share capital	58,016,571
Nominal value per share	0.10
Capitalization	1,276,364,571
Total assets	2,001,936,522
Net assets	1,873,611,855

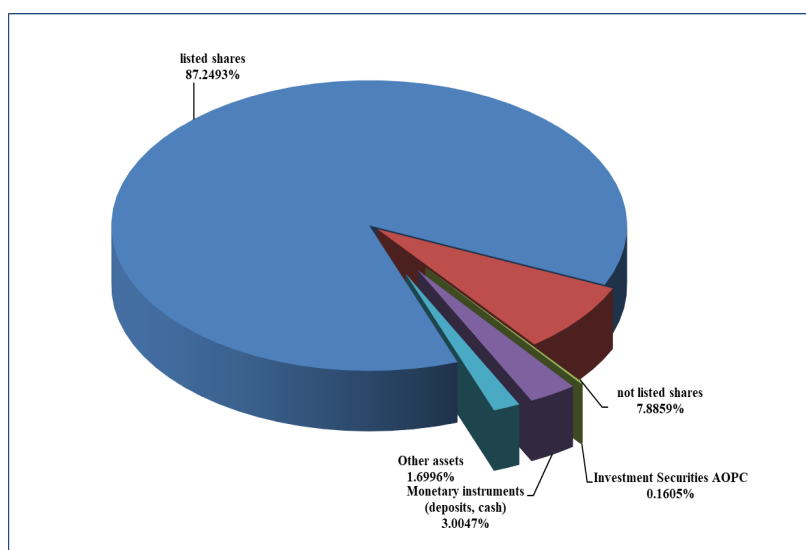


## ASSETS STRUCTURE

	December 2019	January 2020	February 2020	March 2020	April 2020	May 2020	June 2020
<b>UNAV (RON)</b>	4.0311	3.8406	3.5027	2.8985	2.8765	3.1987	3.2294
<b>Market price (RON) - closing price</b>	2.5600	2.6700	2.3300	1.9800	2.1100	2.2100	2.2000
<b>Discount (%)</b>	-36.49	-30.48	-33.48	-31.69	-26.65	-30.96	-31.88

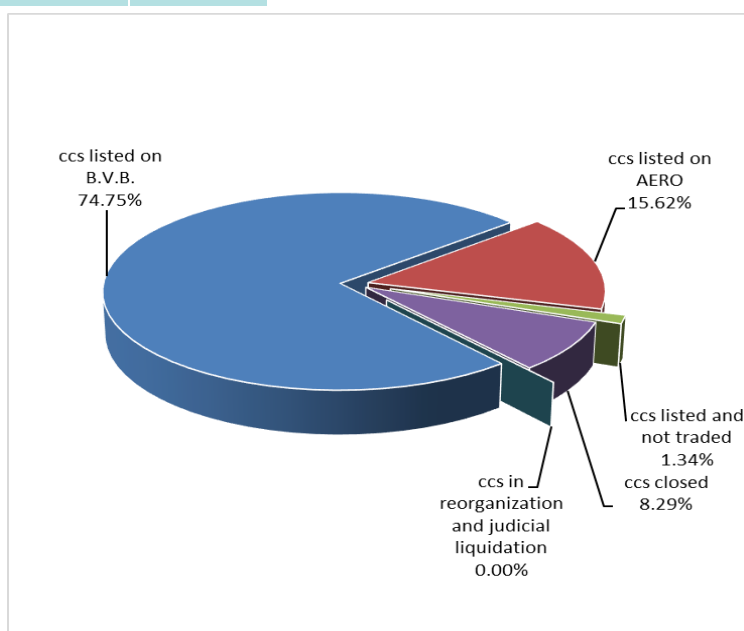


Weight in the total value of assets (%)	
Shares, out of which:	<b>95.1352</b>
-listed shares	87.2493
-not listed shares	7.8859
Investment Securities AOPC	<b>0.1605</b>
Monetary instruments (deposits, cash)	<b>3.0047</b>
Other assets	1.6996



## THE PORTFOLIO STRUCTURE

	No. sc	Market value of packages of shares	
		- RON -	- % -
ccs listed on B.V.B.	14	1,423,688,166	74.75
ccs listed on AERO (B.V.B.)	7	297,530,505	15.62
ccs listed and not traded	5	25,457,777	1.34
ccs closed	12	157,871,151	8.29
ccs in reorganization and judicial liquidation	5	-	-
<b>TOTAL</b>	<b>43</b>	<b>1,904,547,599</b>	<b>100.00</b>

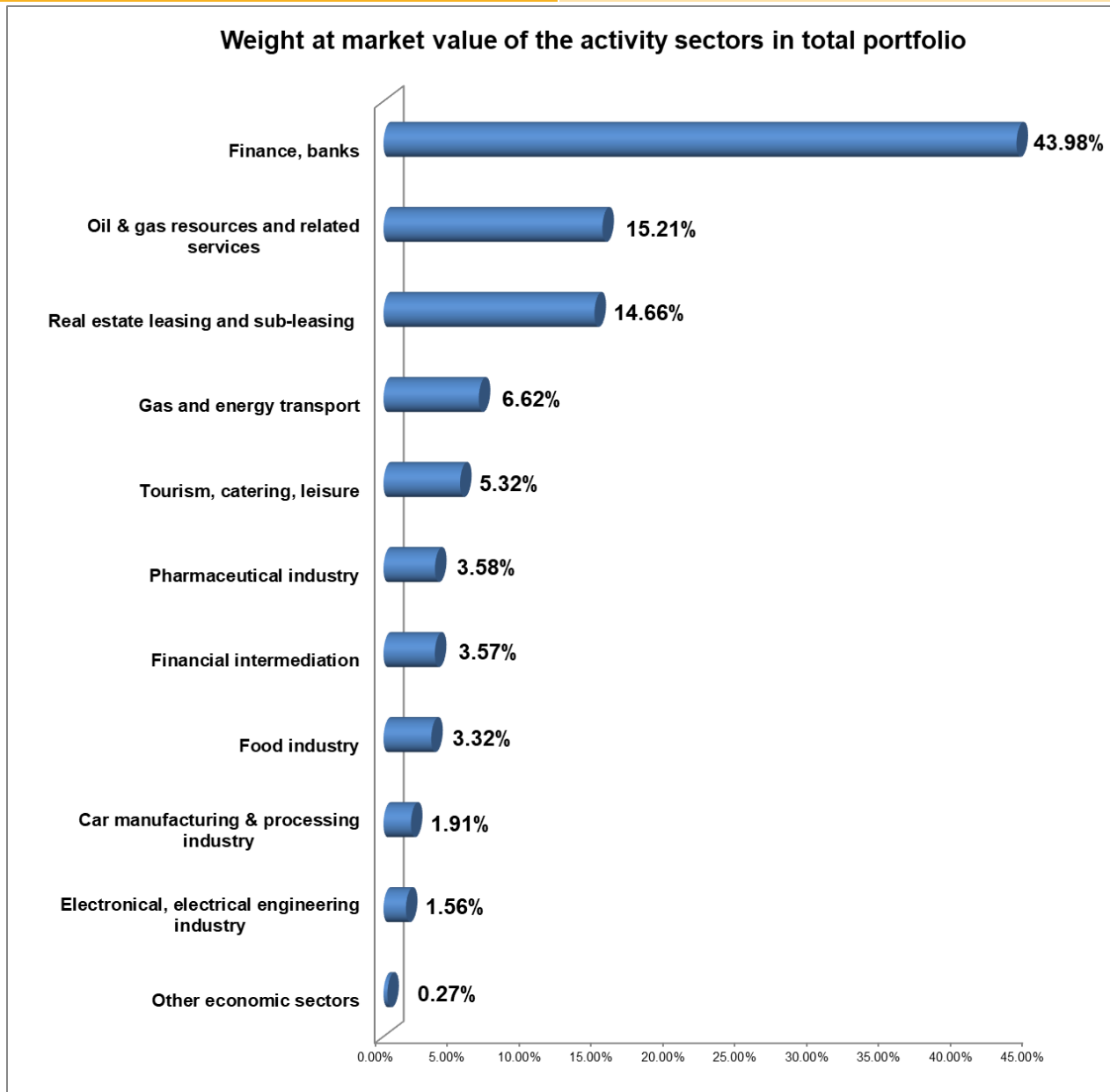


## TOP 10 COMPANIES OF THE PORTFOLIO

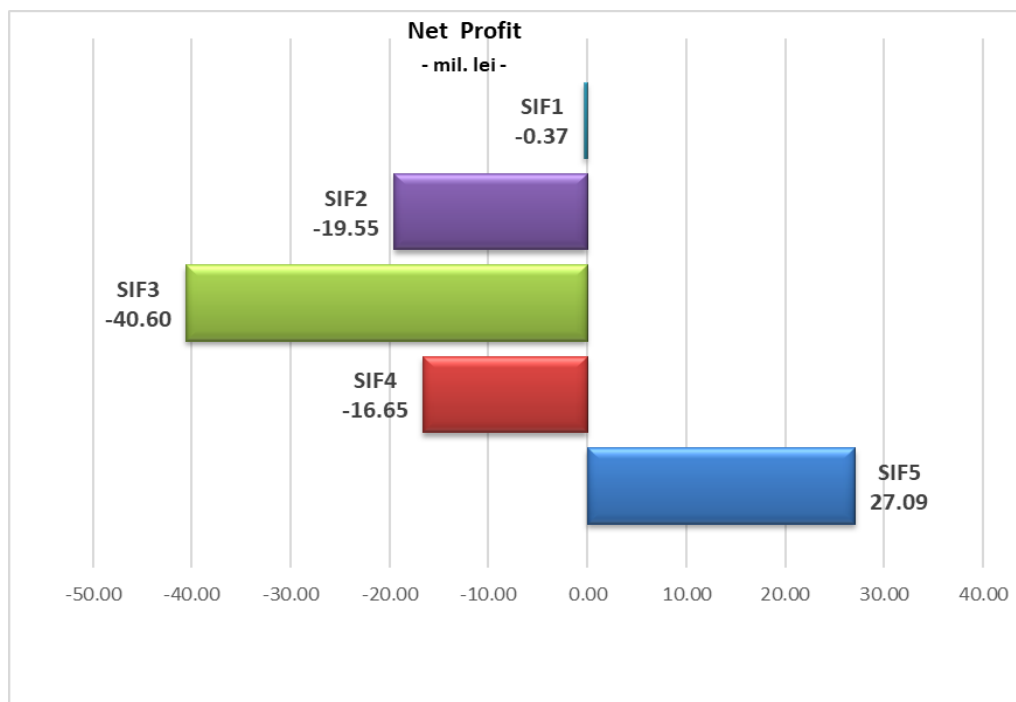
	Weight in the issuer's share capital (%)	Weight in the SIF total asset (%)
BANCA TRANSILVANIA S.A.	4.2143	23.3882
B.R.D. Groupe Societe Generale	4.1114	16.5450
OMV PETROM S.A. București	1.1874	10.8852
MERCUR S.A. Craiova	97.8593	6.1397
FLAROS S.A. București	81.0712	3.9738
S.N.G.N. ROMGAZ S.A. Mediaș	0.5814	3.5872
S.N.T.G.N. TRANSGAZ MEDIAS	2.0665	3.5489
ANTIBIOTICE S.A. Iași	18.9645	3.4024
ARGUS S.A. Constanța	86.4160	2.9963
C.N.T.E.E. TRANSELECTRICA S.A. București	3.6994	2.7498

## THE PORTOFOLIO STRUCTURE CONSIDERING THE ACTIVITY SECTORS

Weight at market value of the activity sectors in total portfolio (%)	
Finance, banks	43.98
Oil & gas resources and related services	15.21
Real estate leasing and sub-leasing	14.66
Gas and energy transport	6.62
Tourism, catering, leisure	5.32
Pharmaceutical industry	3.58
Financial intermediation	3.57
Food industry	3.32
Car manufacturing & processing industry	1.91
Electronical, electrical engineering industry	1.56
Other economic sectors	0.27



June 2020	SIF 1	SIF2	SIF3	SIF 4	SIF 5
<b>Total Asset (Mill. RON)</b>	3,525.30	1,981.52	1,162.95	1,521.02	<b>2,001.94</b>
June 2020	SIF 1	SIF2	SIF3	SIF 4	SIF 5
<b>Net Asset (Mill. RON)</b>	3,522.45	1,851.46	1,024.79	1,459.37	<b>1,873.61</b>
June 2020	SIF 1	SIF2	SIF3	SIF 4	SIF 5
<b>Unitary net asset (RON)</b>	6.8458	1.8808	0.4739	1.8599	<b>3.2294</b>
June 2020	SIF 1	SIF2	SIF3	SIF 4	SIF 5
<b>Net Profit (Mill. RON)</b>	-0.37	-19.55	-40.60	-16.65	<b>27.09</b>
June 2020	SIF 1	SIF2	SIF3	SIF 4	SIF 5
<b>Number of portofolio companies</b>	123	45	97	128	<b>43</b>



**The strategy of S.I.F. OLTENIA S.A. regarding the investment policy complies with the prudential principles of Regulation no. 15/2004 of F.S.A. (former R.N.S.C.) referred to in art. 187, 188 and 275.**

*The above information concerning the portfolio are calculated based on VAN (net asset value). The price of shares and the incomes generated by them may fluctuate and there is the possibility not to recover the amount invested. Company's past performance is no guarantee of future performance. S.I.F. Oltenia S.A. provides quarterly, half yearly and annual reports, and publishes them on the internet page at [www.sifolt.ro/Investor Info/Reports/Continuous reports](http://www.sifolt.ro/Investor%20Info/Reports/Continuous%20reports). This is a brief summary destined exclusively to existing shareholders and will not be the basis for taking investments decisions.*