



Tufănele Street no. 1, Craiova – Dolj county
zip code 200767
No. Trade Register: J16/1210/30.04.1993

CUI/CIF: RO 4175676
LEI: 254900VTOOM8GL8TVH59
Share Capital: 58.016.571 lei
Phone/Fax: +40 251-419.398/+40 251-419.340
www.sifolt.ro

THE COMPANY

S.I.F. OLTENIA S.A. operates as a joint stock company, self-administered, fixed capital, entirely private.

The social capital amounts to 58,016,571 LEI divided into ordinary nominative shares with a nominal value of 0.10 LEI. Company's shares are traded on Bucharest Stock Exchange, Main segment, Premium category.

BSE symbol: SIF5

ISIN: ROSIFEACNOR4

Strategic objectives:

- continuing the shares portfolio restructuring;
- investment policy;
- organizational development;
- implementation of corporate governance principles.

SIF5

30/09/2017

- RON-

SEPTEMBER 2017



Depositing activities – stipulated by the laws and F.S.A. Regulations (former RNSC) - have been provided by Raiffeisen Bank S.A., based on the depository contract.

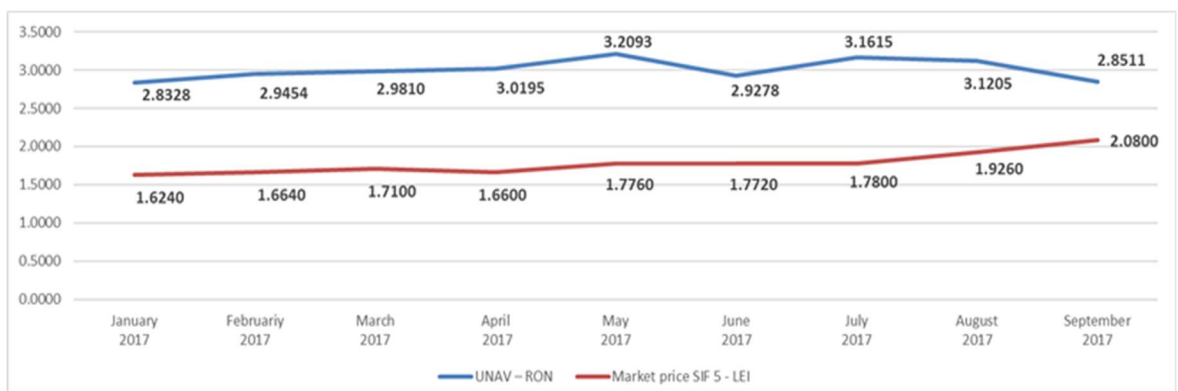
The Shareholder Register of S.I.F. OLTENIA S.A is kept by CENTRAL DEPOSITORY S.A. Bucharest.

S.I.F. OLTENIA S.A is listed on Bucharest Stock Exchange starting from 01/11/1999.

Share capital	58,016,571
Nominal value per share	0.10
Capitalization	1,206,744,685
Total assets	1,763,574,367
Net assets	1,654,106,097

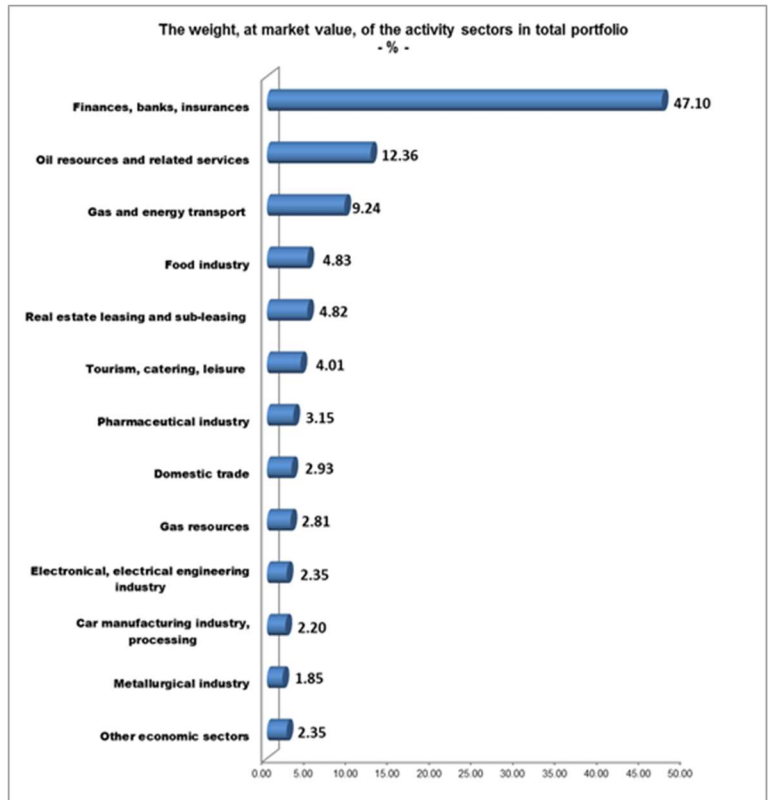
	July 2017	August 2017	September 2017
UNAV - RON -	3.1615	3.1205	2.8511
Market price - RON -	1.7800	1.9260	2.0800
Discount - % -	-44	-38	-27

UNAV
January 2017 - September 2017



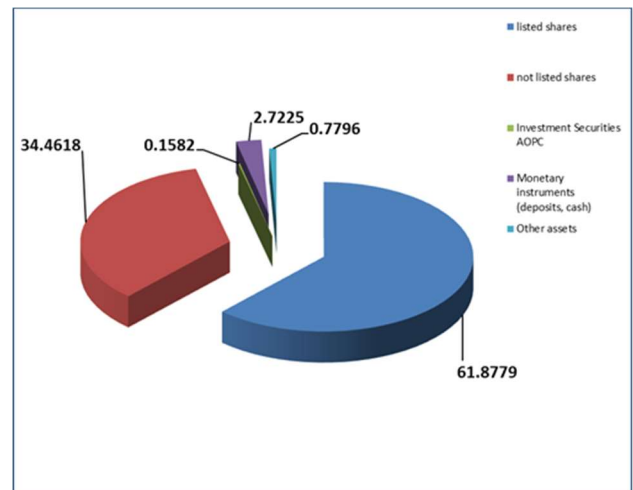
THE PORTFOLIO STRUCTURE CONSIDERING THE ACTIVITY SECTORS

	The weight, at market value, of the activity sectors in total portfolio (%)
Finances, banks, insurances	47.10
Oil resources and related services	12.36
Gas and energy transport	9.24
Food industry	4.83
Real estate leasing and sub-leasing	4.82
Tourism, catering, leisure	4.01
Pharmaceutical industry	3.15
Domestic trade	2.93
Gas resources	2.81
Electronical, electrical engineering industry	2.35
Car manufacturing industry, processing	2.20
Metallurgical industry	1.85
Other economic sectors	2.35



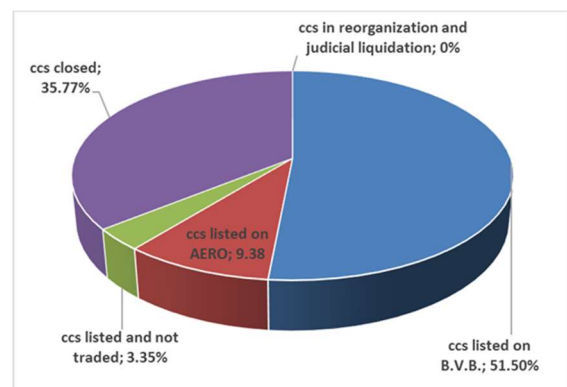
ASSETS STRUCTURE

	Weight in the total value of assets (%)
Shares, out of which:	
listed shares	61.8779
not listed shares	34.4618
Investment Securities AOPC	0.1582
Monetary instruments (deposits, cash)	2.7225
Other assets	0.7796



THE PORTFOLIO STRUCTURE

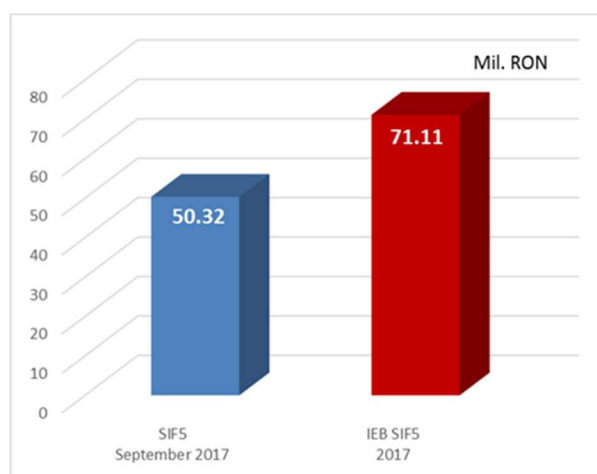
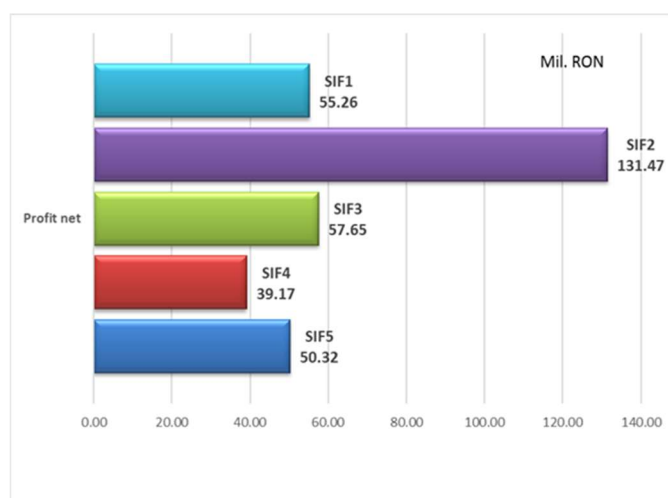
	No. sc	Market value of packages of shares	
		- RON -	- % -
ccs listed on B.V.B.	17	875,026,915	51.50
ccs listed on AERO	8	159,374,128	9.38
ccs listed and not traded	6	56,862,409	3.35
ccs closed	15	607,759,288	35.77
ccs in reorganization and judicial liquidation	5	-	-
TOTAL	51	1,699,022,740	100.00



TOP 10 COMPANIES OF THE PORTFOLIO

	Weight in the issuer's share capital (%)	Weight in the SIF total asset (%)
BANCA COMERCIALĂ ROMÂNĂ	6.2973	26.4300
OMV PETROM S.A. București	1.2826	11.9053
B.R.D. Groupe Societe Generale	2.2022	10.8254
BANCA TRANSILVANIA S.A.	1.1228	6.1360
C.N.T.E.E. TRANSELECTRICA S.A. București	3.8359	4.5599
ARGUS S.A. Constanța	86.2050	4.4599
S.N.T.G.N. TRANSGAZ S.A. Mediaș	1.6415	4.3398
ANTIBIOTICE S.A. Iași	14.3344	3.0339
S.N.G.N. ROMGAZ S.A. Mediaș	0.4026	2.7056
FLAROS S.A. București	81.0386	2.6915

September 2017	SIF 1	SIF2	SIF3	SIF 4	SIF 5
Total Asset (Mil. RON)	2,321.34	1,848.31	1,059.65	1,453.69	1,763.57
September 2017	SIF 1	SIF2	SIF3	SIF 4	SIF 5
Net Asset (Mil. RON)	2,299.96	1,682.71	950.55	1,361.95	1,654.11
September 2017	SIF 1	SIF2	SIF3	SIF 4	SIF 5
Unitary net asset (RON)	4.4447	1.6875	0.4352	1.6876	2.8511
September 2017	SIF 1	SIF2	SIF3	SIF 4	SIF 5
Net Profit (Mil. RON)	55.26	131.47	57.65	39.17	50.32



The strategy of S.I.F. OLTENIA S.A. regarding the investment policy complies with the prudential principles of Regulation no. 15/2004 of F.S.A. (former R.N.S.C.) referred to in art. 187, 188 and 275.

The above information concerning the portfolio are calculated based on VAN (net asset value). The price of shares and the incomes generated by them may fluctuate and there is the possibility not to recover the amount invested. Company's past performance is no guarantee of future performance. S.I.F. Oltenia S.A. provides quarterly, half yearly and annual reports, and publishes them on the internet page at [www.sifolt.ro/Investor Info/Reports/Continuous reports](http://www.sifolt.ro/Investor%20Info/Reports/Continuous%20reports). This is a brief summary destined exclusively to existing shareholders and will not be the basis for taking investments decisions.