



Tufănele Street no. 1, Craiova – Dolj county
zip code 200767
No. Trade Register: J16/1210/30.04.1993

CUI/CIF: RO 4175676
LEI: 254900VTOOM8GL8TVH59
Share Capital: 58.016.571 lei
Phone/Fax: +40 251-419.398/+40 251-419.340
www.sifolt.ro

THE COMPANY

AUGUST 2017

S.I.F. OLTENIA S.A. operates as a joint stock company, self-administered, fixed capital, entirely private.

The social capital amounts to 58,016,571 LEI divided into ordinary nominative shares with a nominal value of 0.10 LEI. Company's shares are traded on Bucharest Stock Exchange, Main segment, Premium category.

BSE symbol: SIF5

ISIN: ROSIFEACNOR4

Depositing activities – stipulated by the laws and F.S.A. Regulations (former RNSC) - have been provided by Raiffeisen Bank S.A., based on the depository contract.

The Shareholder Register of S.I.F. OLTENIA S.A is kept by CENTRAL DEPOSITORY S.A. Bucharest.

S.I.F. OLTENIA S.A is listed on Bucharest Stock Exchange starting from 01/11/1999.

Strategic objectives:

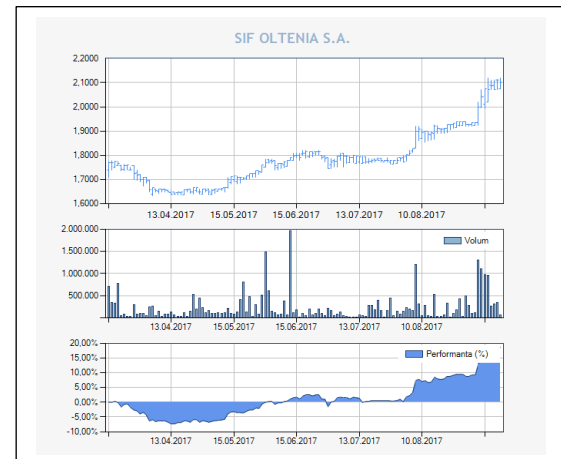
- continuing the shares portfolio restructuring;
- investment policy;
- organizational development;
- implementation of corporate governance principles.

SIF5

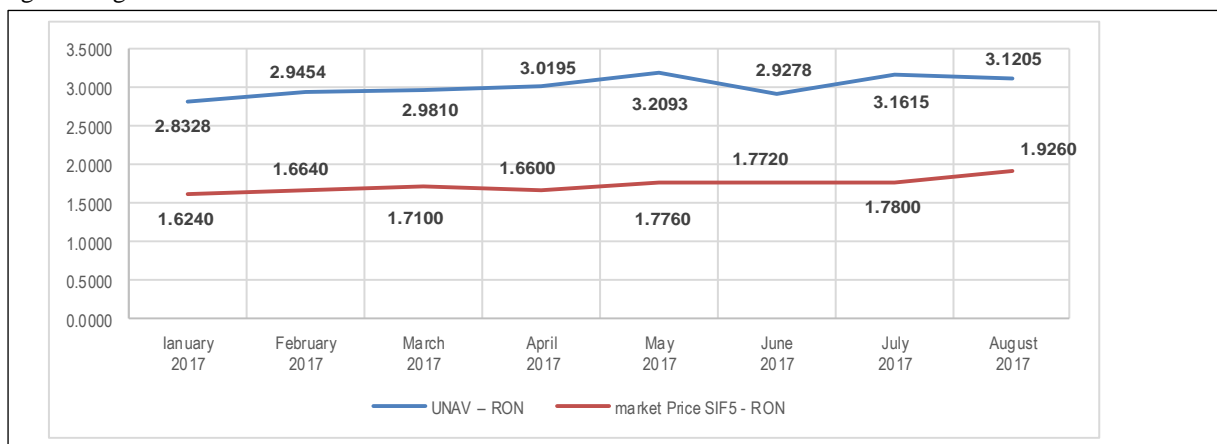
31/08/2017

- RON -

Share capital	58,016,571
Nominal value per share	0.10
Capitalization	1,117,399,165
Total assets	1,867,685,280
Net assets	1,810,379,139

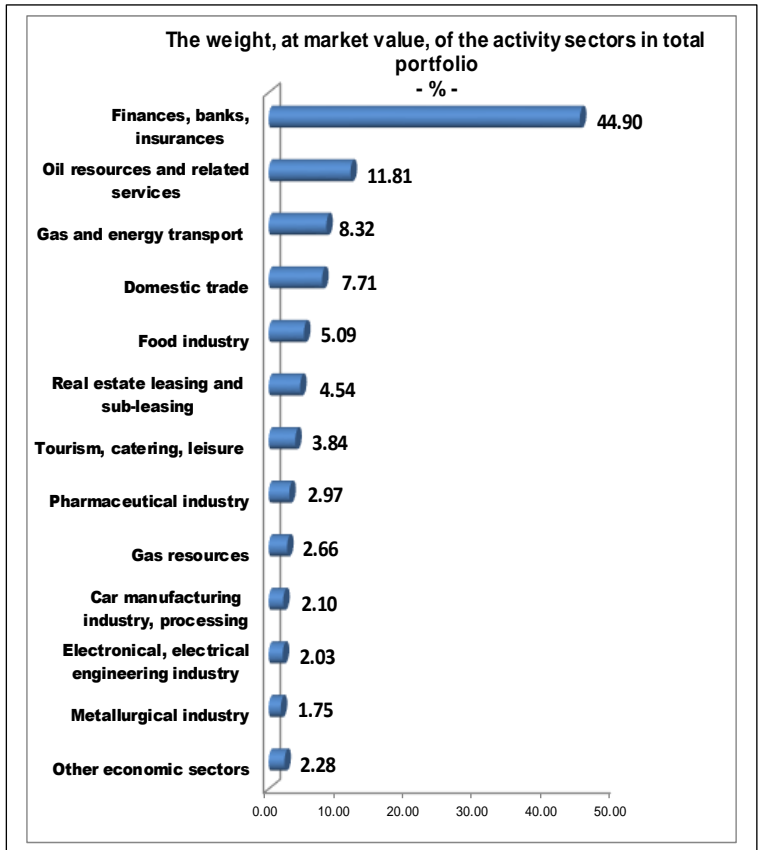


	June 2017	July 2017	August 2017
UNAV	2.9278	3.1615	3.1205
- RON -			
Market price	1.7720	1.7800	1.9260
- RON -			
Dicount	-40	-44	-38.28
- % -			



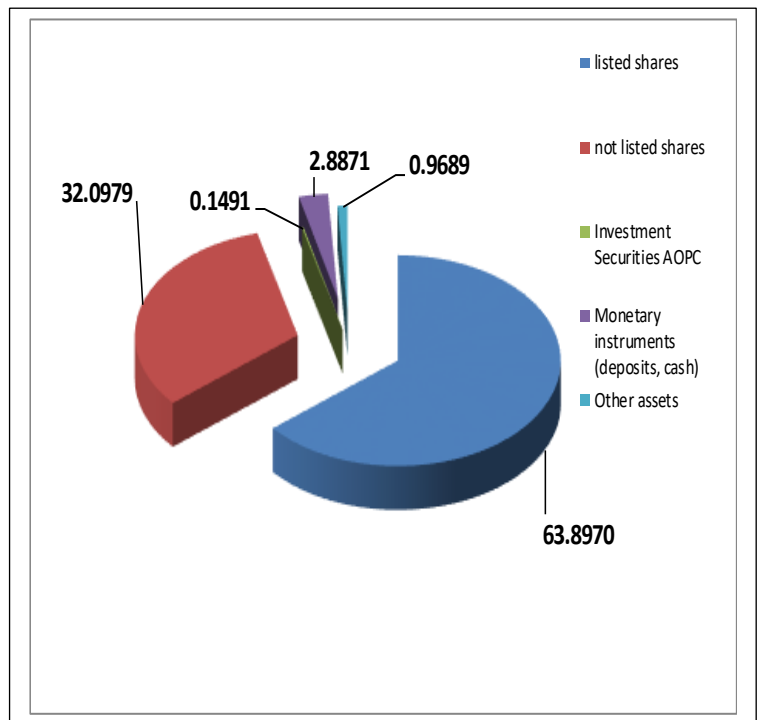
THE PORTFOLIO STRUCTURE CONSIDERING THE ACTIVITY SECTORS

The weight, at market value, of the activity sectors in total portfolio (%)	
Finances, banks, insurances	44.90
Oil resources and related services	11.81
Gas and energy transport	8.32
Domestic trade	7.71
Food industry	5.09
Real estate leasing and sub-leasing	4.54
Tourism, catering, leisure	3.84
Pharmaceutical industry	2.97
Gas resources	2.66
Car manufacturing industry, processing	2.10
Electronical, electrical engineering industry	2.03
Metallurgical industry	1.75
Other economic sectors	2.28



ASSETS STRUCTURE

Weight in the total value of assets (%)	
Shares, out of which:	
listed shares	63.8970
not listed shares	32.0979
Investment Securities AOPC	0.1491
Monetary instruments (deposits, cash)	2.8871
Other assets	0.9689



THE PORTFOLIO STRUCTURE

	No. sc	Market value of packages of shares	
		- RON -	- % -
ccs listed on B.V.B.	17	883,691,461	49.29
ccs listed on AERO	12	291,173,089	16.24
ccs listed and not traded	2	18,530,991	1.03
ccs closed	15	599,487,299	33.44
ccs in reorganization and judicial liquidation	5	-	-
TOTAL	51	1,792,882,840	100.00

TOP 10 COMPANIES OF THE PORTFOLIO

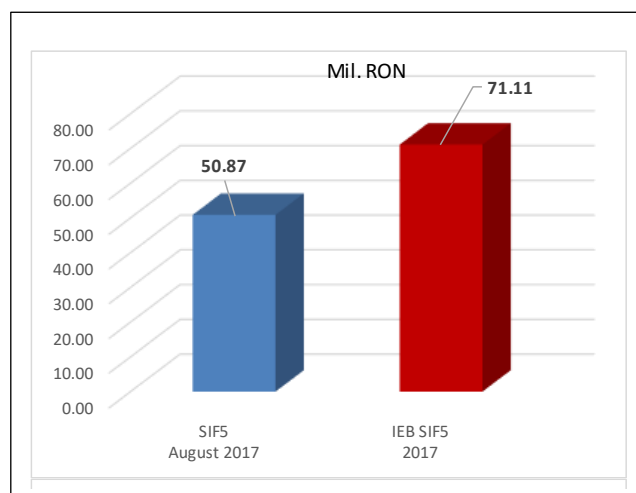
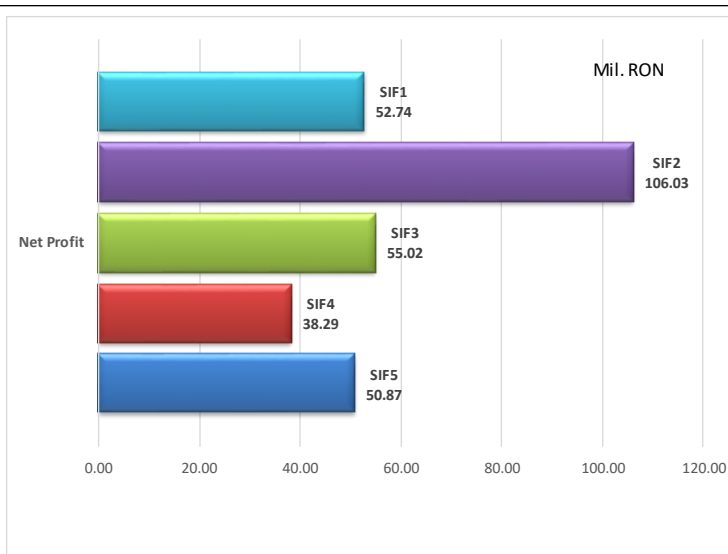
	Weight in the issuer`s share capital (%)	Weight in the SIF total asset (%)
BANCA COMERCIALĂ ROMÂNĂ	6.2973	24.5090
OMV PETROM S.A. București	1.2455	11.3322
B.R.D. Groupe Societe Generale	2.2022	10.7315
MERCUR S.A.	97.8593	6.2767
BANCA TRANSILVANIA S.A.	1.1228	5.9766
ARGUS S.A. Constanța	86.2050	4.7067
C.N.T.E.E. TRANSELECTRICA S.A. București	3.8359	4.1477
S.N.T.G.N. TRANSGAZ S.A. Mediaș	1.5617	3.8395
ANTIBIOTICE S.A. Iași	14.3344	2.8545
S.N.G.N. ROMGAZ S.A. Mediaș	0.4026	2.5506

August 2017	SIF 1	SIF2	SIF3	SIF 4	SIF 5
Total Asset (Mil. RON)	2,301.49	1,861.21	1,079.89	1,501.83	1,867.69

August 2017	SIF 1	SIF2	SIF3	SIF 4	SIF 5
Net Asset (Mil. RON)	2,280.65	1,705.46	963.37	1,402.16	1,810.38

August 2017	SIF 1	SIF2	SIF3	SIF 4	SIF 5
Unitary net asset (RON)	4.4028	1.7103	0.4410	1.7374	3.1205

August 2017	SIF 1	SIF2	SIF3	SIF 4	SIF 5
Net Profit (Mil. RON)	52.74	106.03	55.02	38.29	50.87



The strategy of S.I.F. OLTENIA S.A. regarding the investment policy complies with the prudential principles of Regulation no. 15/2004 of F.S.A. (former R.N.S.C.) referred to in art. 187, 188 and 275.

The above information concerning the portfolio are calculated based on VAN (net asset value). The price of shares and the incomes generated by them may fluctuate and there is the possibility not to recover the amount invested. Company's past performance is no guarantee of future performance. S.I.F. Oltenia S.A. provides quarterly, half yearly and annual reports, and publishes them on the internet page at www.sifolt.ro/Investor Info/Reports/Continuous reports. This is a brief summary destined exclusively to existing shareholders and will not be the basis for taking investments decisions.