



Tufănele Street no. 1, Craiova – Dolj county  
zip code 200767

No. Trade Register: J16/1210/30.04.1993

CUI/CIF: RO 4175676

Social Capital: 58.016.571 lei

Phone/Fax: +40 251-419.398/+40 251-419.340

www.sifolt.ro

## THE COMPANY

**JUNE 2017**

**S.I.F. OLTENIA S.A.** operates as a joint stock company, self-administered, fixed capital, entirely private.

The social capital amounts to 58,016,571 LEI divided into ordinary nominative shares with a nominal value of 0.10 LEI. Company's shares are traded on Bucharest Stock Exchange, Main segment, Premium category.

BSE symbol: SIF5

ISIN: ROSIFEACNOR4

**Depositing activities** – stipulated by the laws and F.S.A. Regulations (former RNSC) - have been provided by Raiffeisen Bank S.A., based on the depository contract.

**The Shareholder Register** of S.I.F. OLTENIA S.A is kept by CENTRAL DEPOSITORY S.A. Bucharest.

S.I.F. OLTENIA S.A is listed on Bucharest Stock Exchange starting from 01/11/1999.

### Strategic objectives:

- continuing the shares portfolio restructuring;
- investment policy;
- organizational development;
- implementation of corporate governance principles.

SIF5

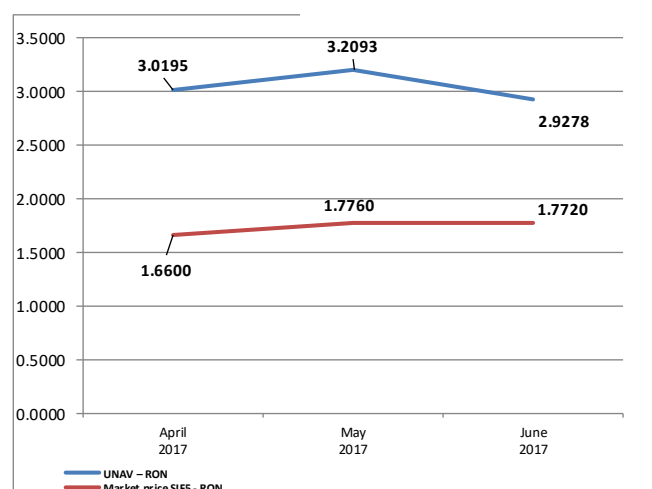
30/06/2017

- RON-

Share capital	58,016,571
Nominal value per share	0.10
Capitalization	1,028,053,645
Total assets	1,756,019,108
Net assets	1,698,590,522

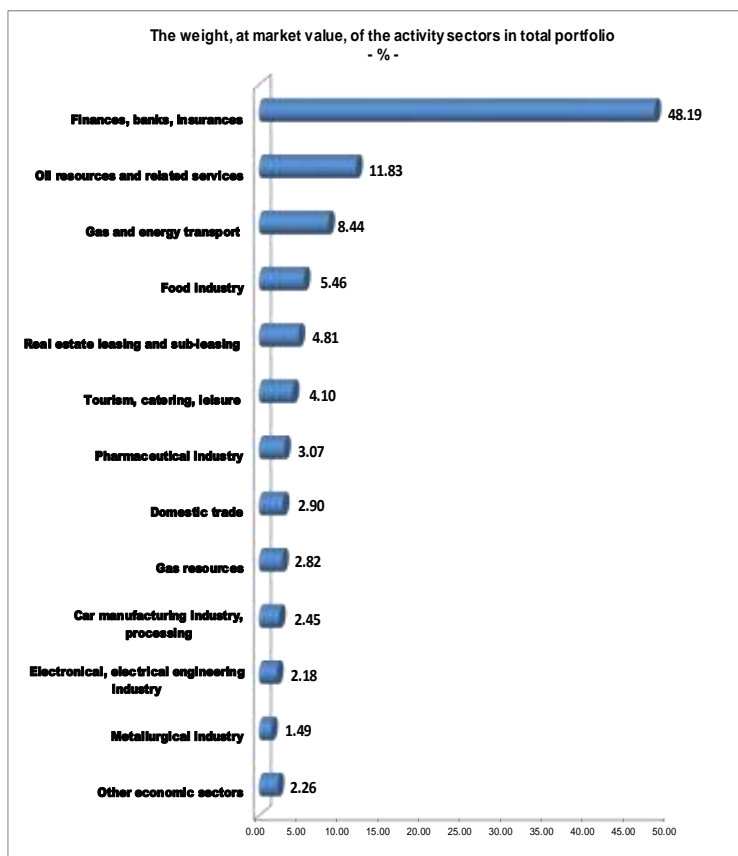


	April 2017	May 2017	June 2017
<b>UNAV</b>	3.0195	3.2093	2.9278
- RON -			
<b>Market price</b>	1.6600	1.7760	1.7720
- RON -			
<b>Discount</b>	-45	-45	-40
- % -			



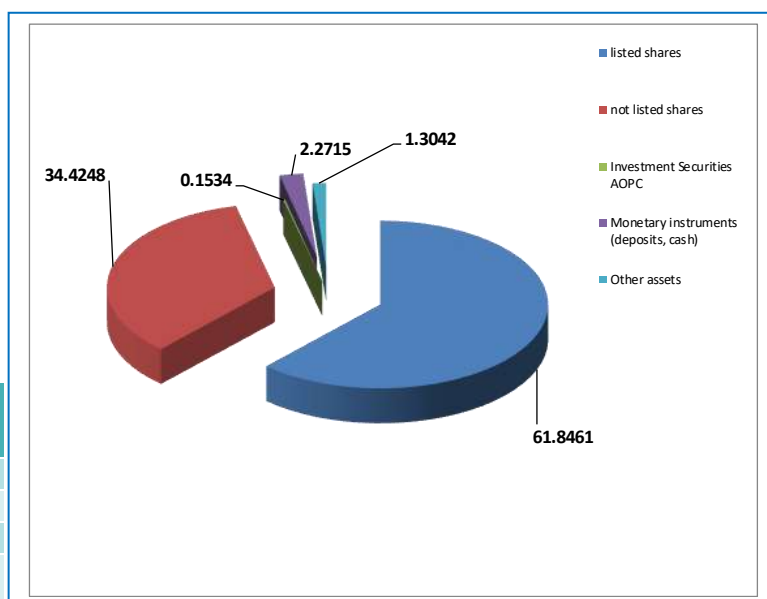
## THE PORTFOLIO STRUCTURE

The weight, at market value, of the activity sectors in total portfolio (%)	
Finances, banks, insurances	48,19
Oil resources and related services	11,83
Gas and energy transport	8,44
Food industry	5,46
Real estate leasing and sub-leasing	4,81
Tourism, catering, leisure	4,10
Pharmaceutical industry	3,07
Domestic trade	2,90
Gas resources	2,82
Car manufacturing industry, processing	2,45
Electronical, electrical engineering industry	2,18
Metallurgical industry	1,49
Other economic sectors	2,26



## ASSETS STRUCTURE

Weight in the total value of assets (%)	
<b>Shares, out of which:</b>	
listed shares	61.8461
not listed shares	34.4248
Investment Securities AOPC	0.1534
Monetary instruments (deposits, cash)	2.2715
Other assets	1.3042



	No. sc	Market value of packages of shares	
		- RON -	- % -
ccs listed on B.V.B.	17	862,374,744	51.01
ccs listed on AERO	9	155,504,460	9.20
ccs listed and not traded	3	68,150,756	4.03
ccs closed	15	604,506,438	35.76
ccs in reorganization and judicial liquidation	5	-	-
<b>TOTAL</b>	<b>51</b>	<b>1,690,536,398</b>	<b>100,00</b>

**TOP 10 COMPANIES OF THE PORTFOLIO**

	Weight in the issuer`s share capital (%)	Weight in the SIF total asset (%)
BANCA COMERCIALĂ ROMÂNĂ	6.2973	26.3824
B.R.D. Groupe Societe Generale	2.2022	11.7809
OMV PETROM S.A. București	1.2455	11.3899
BANCA TRANSILVANIA S.A.	1.1228	6.2593
ARGUS S.A. Constanța	86.2050	5.5087
C.N.T.E.E. TRANSELECTRICA S.A. București	3.8359	4.3794
S.N.T.G.N. TRANSGAZ S.A. Mediaș	1.5617	3.7486
ANTIBIOTICE S.A. Iași	14.2524	2.9532
S.N.G.N. ROMGAZ S.A.	0.4026	2.7173
FLAROS S.A. București	81.0386	2.6680

June 2017	SIF 1	SIF2	SIF3	SIF 4	SIF 5
<b>Total Asset (Mil. RON)</b>	2,225.14	1,836.41	1,070.86	1,346.14	<b>1,756.02</b>

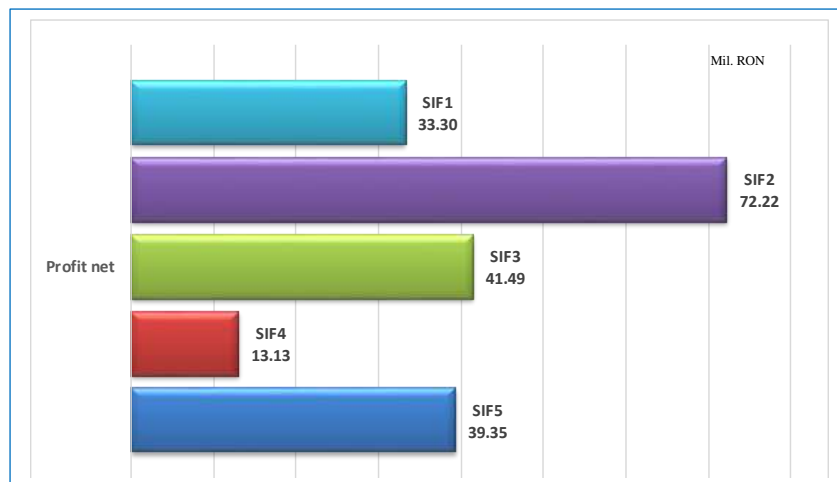
June 2017	SIF 1	SIF2	SIF3	SIF 4	SIF 5
<b>Net Asset (Mil. RON)</b>	2,203.60	1,669.18	953.04	1,243.62	<b>1,698.59</b>

June 2017	SIF 1	SIF2	SIF3	SIF 4	SIF 5
<b>Unitary net asset (RON)</b>	4.2541	1.6739	0.4363	1.5410	<b>2.9278</b>

June 2017	SIF 1	SIF2	SIF3	SIF 4	SIF 5
<b>Profit net (Mil. RON)</b>	33.30	72.22	41.49	13.13	<b>39.35</b>



The strategy of S.I.F. OLTENIA S.A. regarding the investment policy complies with the prudential principles of Regulation no. 15/2004 of F.S.A. (former R.N.S.C.) referred to in art. 187, 188 and 275.

The above information concerning the portfolio are calculated based on VAN (net asset value). The price of shares and the incomes generated by them may fluctuate and there is the possibility not to recover the amount invested. Company's past performance is no guarantee of future performance. S.I.F. Oltenia S.A. provides quarterly, half yearly and annual reports, and publishes them on the internet page at [www.sifolt.ro/Investor Info/Reports/Continuous reports](http://www.sifolt.ro/Investor%20Info/Reports/Continuous%20reports). This is a brief summary destined exclusively to existing shareholders and will not be the basis for taking investments decisions.