



Tufănele Street no. 1, Craiova – Dolj county
zip code 200767

No. Trade Register: J16/1210/30.04.1993

CUI/CIF: RO 4175676

Social Capital: 58.016.571 lei

Phone/Fax: +40 251-419.398/+40 251-419.340

www.sifolt.ro

THE COMPANY

APRIL 2017

S.I.F. OLTENIA S.A. operates as a joint stock company, self-administered, fixed capital, entirely private.

The social capital amounts to 58,016,571 LEI divided into ordinary nominative shares with a nominal value of 0.10 LEI. Company's shares are traded on Bucharest Stock Exchange, Main segment, Premium category.

BSE symbol: SIF5

ISIN: ROSIFEACNOR4

Depositing activities – stipulated by the laws and F.S.A. Regulations (former RNSC) - have been provided by Raiffeisen Bank S.A., based on the depository contract.

The Shareholder Register of S.I.F. OLTENIA S.A is kept by CENTRAL DEPOSITORY S.A. Bucharest.

S.I.F. OLTENIA S.A is listed on Bucharest Stock Exchange starting from 01/11/1999.

Company management:

Senior management:

Chairman / General Manager -

Tudor CIUREZU

Vice-Chairman /Deputy General Manager -

Anina RADU

Strategic objectives:

- continuing the shares portfolio restructuring;
- investment policy;
- organizational development;
- implementation of corporate governance principles.

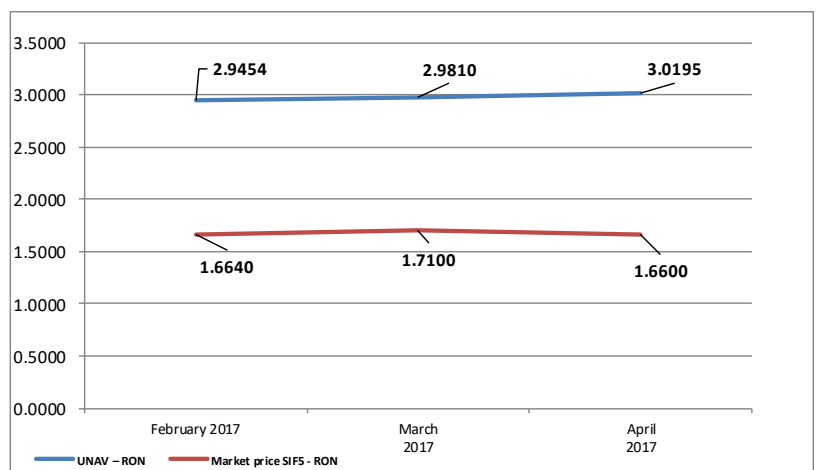
SIF5

30/04/2017

- RON-

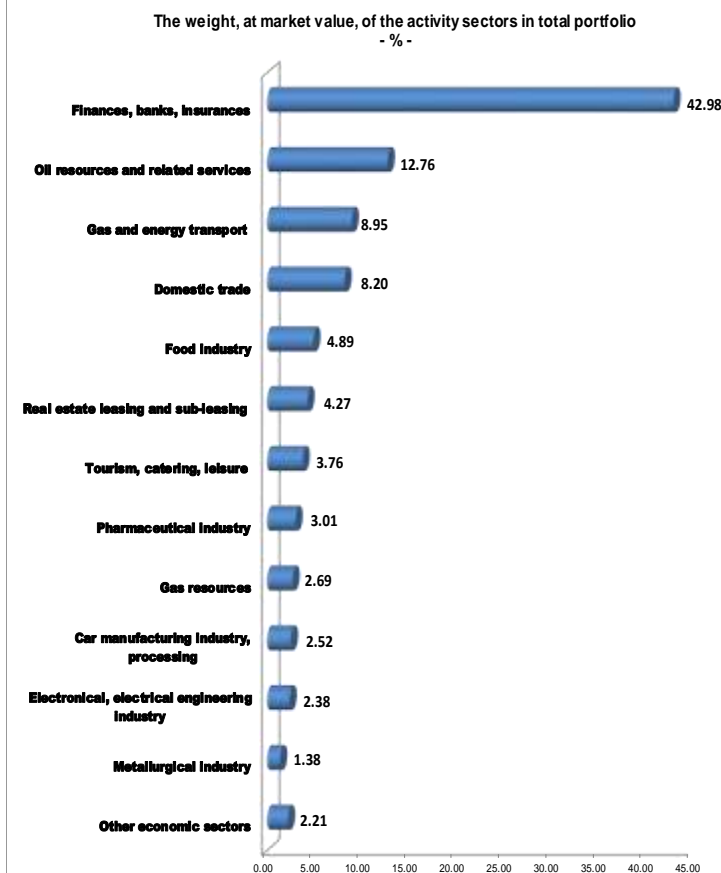
Share capital	58,016,571
Nominal value per share	0.10
Capitalization	963,075,085
Total assets	1,809,744,314
Net assets	1,751,816,206

	February 2017	March 2017	April 2017
UNAV - RON -	2.9454	2.9810	3.0195
Market price - RON -	1.6640	1.7100	1.6600
Discount - % -	-44	-43	-45



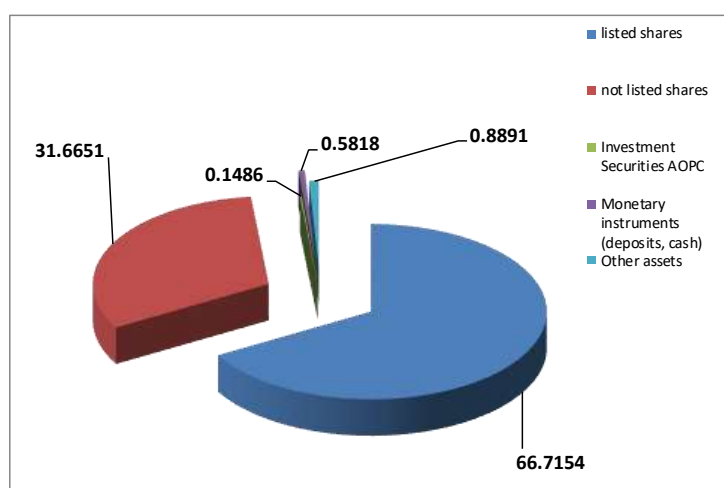
THE PORTFOLIO STRUCTURE

The weight, at market value, of the activity sectors in total portfolio (%)	
Finances, banks, insurances	42.98
Oil resources and related services	12.76
Gas and energy transport	8.95
Domestic trade	8.20
Food industry	4.89
Real estate leasing and sub-leasing	4.27
Tourism, catering, leisure	3.76
Pharmaceutical industry	3.01
Gas resources	2.69
Car manufacturing industry, processing	2.52
Electronical, electrical engineering industry	2.38
Metallurgical industry	1.38
Other economic sectors	2.21



ASSETS STRUCTURE

Weight in the total value of assets (%)	
Shares, out of which:	
listed shares	66.7154
not listed shares	31.6651
Investment Securities AOPC	0.1486
Monetary instruments (deposits, cash)	0.8891
Other assets	0,7831



	No. sc	Market value of packages of shares	
		- RON -	- % -
ccs listed on B.V.B.	17	888,858,202	49.92
ccs listed on AERO	9	283,037,286	15.90
ccs listed and not traded	5	35,483,015	1.99
ccs closed	15	573,057,269	32.19
ccs in reorganization and judicial liquidation	5	-	-
TOTAL	51	1,780,435,772	100,00

TOP 10 COMPANIES OF THE PORTFOLIO

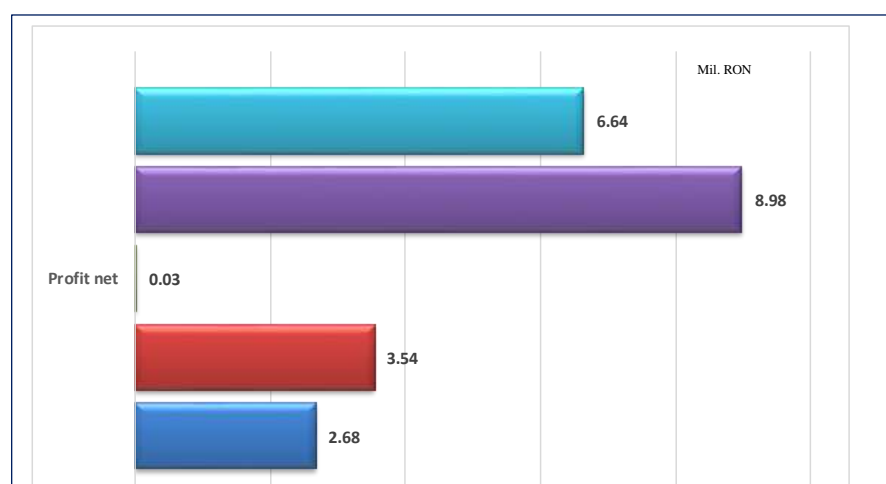
	Weight in the issuer`s share capital (%)	Weight in the SIF total asset (%)
BANCA COMERCIALĂ ROMÂNĂ	6.2973	23.9357
OMV PETROM S.A. București	1.2455	12.5527
B.R.D. Groupe Societe Generale	2.2022	10.2101
MERCUR S.A. Craiova	97.8593	6.2814
BANCA TRANSILVANIA S.A.	1.1228	6.2432
C.N.T.E.E. TRANSELECTRICA S.A. București	3.8359	4.9719
ARGUS S.A. Constanța	86.2050	4.6359
S.N.T.G.N. TRANSGAZ S.A. Mediaș	1.5617	3.8304
ANTIBIOTICE S.A. Iași	14.2524	2.9607
S.N.G.N. ROMGAZ S.A.	0.4026	2.6495

April 2017	SIF 1	SIF2	SIF3	SIF 4	SIF 5
Total Asset (Mil.RON)	2,144.55	1,877.10	1,006.42	1,324.71	1,809.74

April 2017	SIF 1	SIF2	SIF3	SIF 4	SIF 5
Net Asset (Mil.RON)	2,123.52	1,707.42	895.79	1,225.82	1,751.82

April 2017	SIF 1	SIF2	SIF3	SIF 4	SIF 5
Unitary net asset (RON)	4.0995	1.6704	0.4101	1.5189	3.0195

April 2017	SIF 1	SIF2	SIF3	SIF 4	SIF 5
Profit net (Mil. RON)	6.64	8.98	0.03	3.54	2.68



The strategy of S.I.F. OLTENIA S.A. regarding the investment policy complies with the prudential principles of Regulation no. 15/2004 of F.S.A. (former R.N.S.C.) referred to in art. 187, 188 and 275.

The above information concerning the portfolio are calculated based on VAN (net asset value). The price of shares and the incomes generated by them may fluctuate and there is the possibility not to recover the amount invested. Company's past performance is no guarantee of future performance. S.I.F. Oltenia S.A. provides quarterly, half yearly and annual reports, and publishes them on the internet page at [www.sifolt.ro/Investor Info/Reports/Continuous reports](http://www.sifolt.ro/Investor%20Info/Reports/Continuous%20reports). This is a brief summary destined exclusively to existing shareholders and will not be the basis for taking investments decisions.