



Tufănele Street no. 1, Craiova – Dolj county
zip code 200767

No. Trade Register: J16/1210/30.04.1993

CUI/CIF: RO 4175676

Social Capital: 58.016.571 lei

Phone/Fax: +40 251-419.398/+40 251-419.340

www.sifolt.ro

THE COMPANY

MARCH 2017

S.I.F. OLTENIA S.A. operates as a joint stock company, self-administered, fixed capital, entirely private.

The social capital amounts to 58,016,571 LEI divided into ordinary nominative shares with a nominal value of 0.10 LEI. Company's shares are traded on Bucharest Stock Exchange, Main segment, Premium category.

BSE symbol: SIF5

ISIN: ROSIFEACNOR4

Strategic objectives:

- continuing the shares portfolio restructuring;
- investment policy;
- organizational development;
- implementation of corporate governance principles.

SIF5

31/03/2017

- RON-



Depositing activities – stipulated by the laws and F.S.A. Regulations (former RNSC) - have been provided by Raiffeisen Bank S.A., based on the depository contract.

The Shareholder Register of S.I.F. OLTENIA S.A is kept by CENTRAL DEPOSITORY S.A. Bucharest.

S.I.F. OLTENIA S.A is listed on Bucharest Stock Exchange starting from 01/11/1999.

Company management:

Senior management:

Chairman / General Manager -

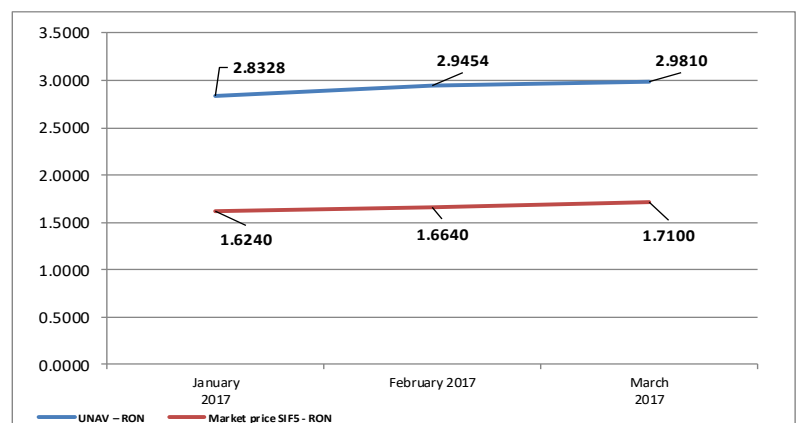
Tudor CIUREZU

Vice-Chairman /Deputy General Manager -

Anina RADU

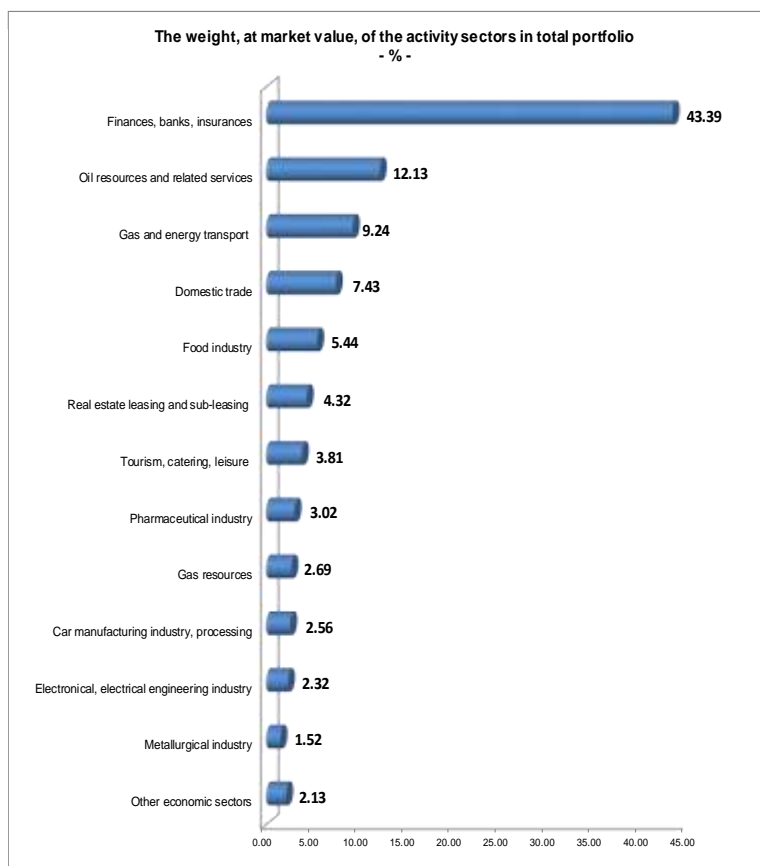
Share capital	58,016,571
Nominal value per share	0.10
Capitalization	992,083,371
Total assets	1,787,584,429
Net assets	1,729,465,485

	January 2017	February 2017	March 2017
UNAV - RON -	2.8328	2.9454	2.9810
Market price - RON -	1.6240	1.6640	1.7100
Discount - % -	-43	-44	-43



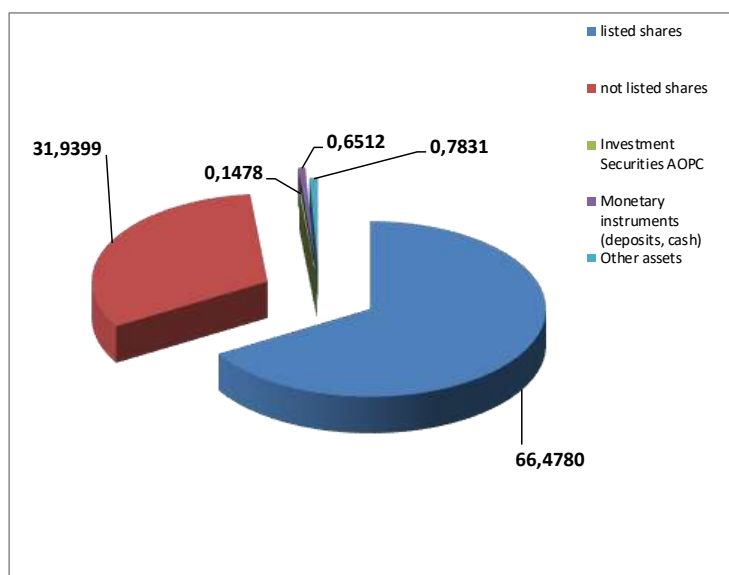
THE PORTFOLIO STRUCTURE

The weight, at market value, of the activity sectors in total portfolio (%)	
Finances, banks, insurances	43.39
Oil resources and related services	12.13
Gas and energy transport	9.24
Domestic trade	7.43
Food industry	5.44
Real estate leasing and sub-leasing	4.32
Tourism, catering, leisure	3.81
Pharmaceutical industry	3.02
Gas resources	2.69
Car manufacturing industry, processing	2.56
Electronical, electrical engineering industry	2.32
Metallurgical industry	1.52
Other economic sectors	2.13



ASSETS STRUCTURE

Weight in the total value of assets (%)	
Shares, out of which:	
listed shares	66.4780
not listed shares	31.9399
Investment Securities AOPC	0.1478
Monetary instruments (deposits, cash)	0.6512
Other assets	0,7831



	No. sc	Market value of packages of shares	
		- RON -	- % -
ccs listed on B.V.B.	17	879,051,187	49.97
ccs listed on AERO	9	266,158,834	15.13
ccs listed and not traded	5	43,139,827	2,45
ccs closed	15	570,953,030	32.45
ccs in reorganization and judicial liquidation	5	-	-
TOTAL	51	1,759,302,878	100.00

TOP 10 COMPANIES OF THE PORTFOLIO

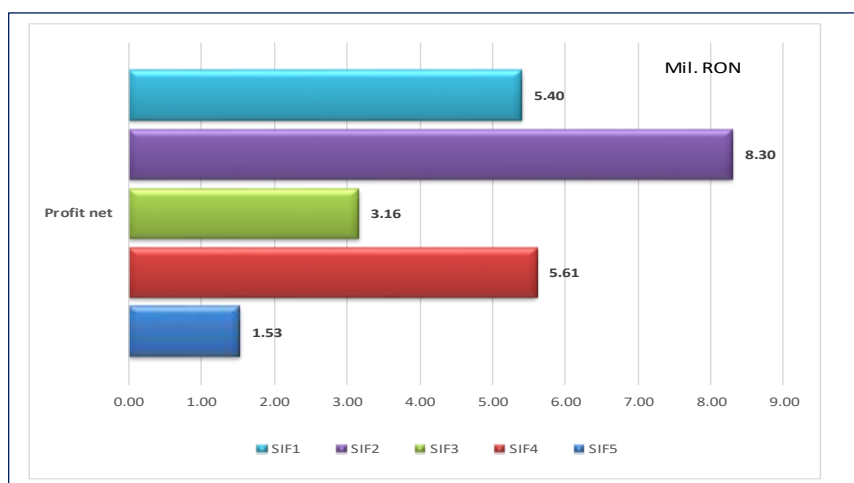
	Weight in the issuer's share capital (%)	Weight in the SIF total asset (%)
BANCA COMERCIALĂ ROMÂNĂ	6.2973	24.1535
OMV PETROM S.A. București	1.2455	11.9387
B.R.D. Groupe Societe Generale	2.2022	10.5770
MERCUR S.A. Craiova	97.8593	6.3593
BANCA TRANSILVANIA S.A.	1.1228	6.0915
C.N.T.E.E. TRANSELECTRICA S.A. București	3.8359	5.1908
ARGUS S.A. Constanța	86.2050	5.1765
S.N.T.G.N. TRANSGAZ S.A. Mediaș	1.5617	3.8984
ANTIBIOTICE S.A. Iași	14.2524	2.9760
S.N.G.N. ROMGAZ S.A.	0.4026	2.6476

March 2017	SIF 1	SIF2	SIF3	SIF 4	SIF 5
Total Asset (Mil. RON)	2,137.13	1,843.88	1,014.67	1,331.55	1,787.58

March 2017	SIF 1	SIF2	SIF3	SIF 4	SIF 5
Net Asset (Mil. RON)	2,114.13	1,717.74	944.58	1,222.69	1,729.47

March 2017	SIF 1	SIF2	SIF3	SIF 4	SIF 5
Unitary net asset (RON)	4.0813	1.6805	0.4324	1.5150	2.9810

March 2017	SIF 1	SIF2	SIF3	SIF 4	SIF 5
Profit net (Mil. RON)	5.40	8.30	3.16	5.61	1.53



The strategy of S.I.F. OLTENIA S.A. regarding the investment policy complies with the prudential principles of Regulation no. 15/2004 of F.S.A. (former R.N.S.C.) referred to in art. 187, 188 and 275.

The above information concerning the portfolio are calculated based on VAN (net asset value). The price of shares and the incomes generated by them may fluctuate and there is the possibility not to recover the amount invested. Company's past performance is no guarantee of future performance. S.I.F. Olenia S.A. provides quarterly, half yearly and annual reports, and publishes them on the internet page at www.sifolt.ro/Investor Info/Reports/Continuous reports. This is a brief summary destined exclusively to existing shareholders and will not be the basis for taking investments decisions.