



Tușănele Street no. 1, Craiova – Dolj county
zip code 200767

No. Trade Register: J16/1210/30.04.1993

CUI/CIF: RO 4175676

Social Capital: 58.016.571 lei

Phone/Fax: +40 251-419.398/+40 251-419.340

www.sifolt.ro

THE COMPANY

JANUARY 2017
(preliminary date)

S.I.F. OLTENIA S.A. operates as a joint stock company, self-administered, fixed capital, entirely private.

The social capital amounts to 58,016,571 LEI divided into ordinary nominative shares with a nominal value of 0.10 LEI. Company's shares are traded on Bucharest Stock Exchange, Main segment, Premium category.

BSE symbol: SIF5

ISIN: ROSIFEACNOR4

Strategic objectives:

- continuing the shares portfolio restructuring;
- investment policy;
- organizational development;
- implementation of corporate governance principles.



Depositing activities – stipulated by the laws and F.S.A. Regulations (former RNSC) - have been provided by Raiffeisen Bank S.A., based on the depository contract.

SIF5

31/01/2017

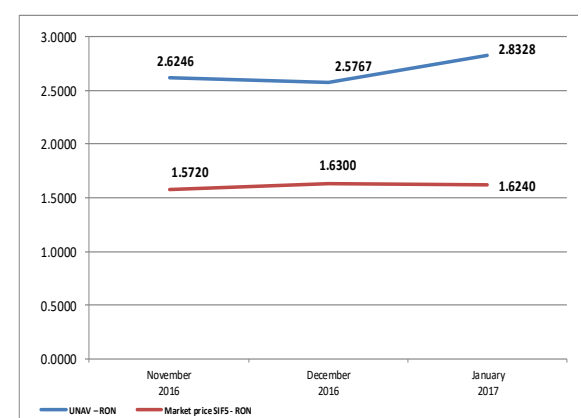
- RON-

	November 2016	December 2016	January 2017
UNAV - RON -	2.6246	2.5767	2.8328
Market price - RON -	1.5720	1.6300	1.6240
Dicount - %-	-40	-37	-43

The Shareholder Register of S.I.F. OLTENIA S.A is kept by CENTRAL DEPOSITORY S.A. Bucharest.

S.I.F. OLTENIA S.A is listed on Bucharest Stock Exchange starting from 01/11/1999.

Share capital	58,016,571
Nominal value per share	0.10
Capitalization	942,189,120
Total assets	1,706,059,450
Net assets	1,643,515,238



Company management:

Senior management:

Chairman / General Manager -

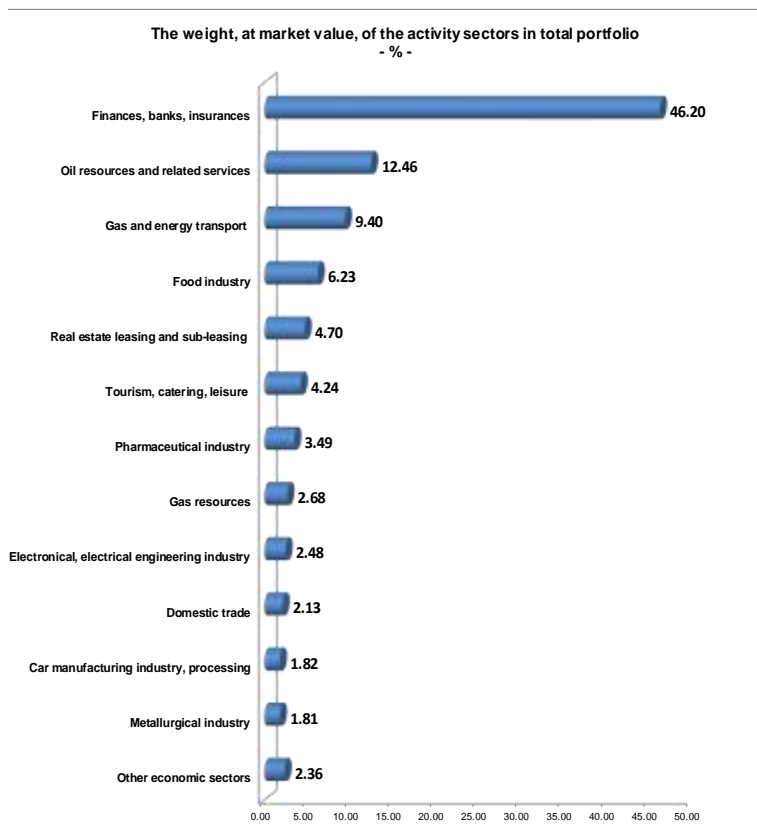
Tudor CIUREZU

Vice-Chairman /Deputy General Manager -

Anina RADU

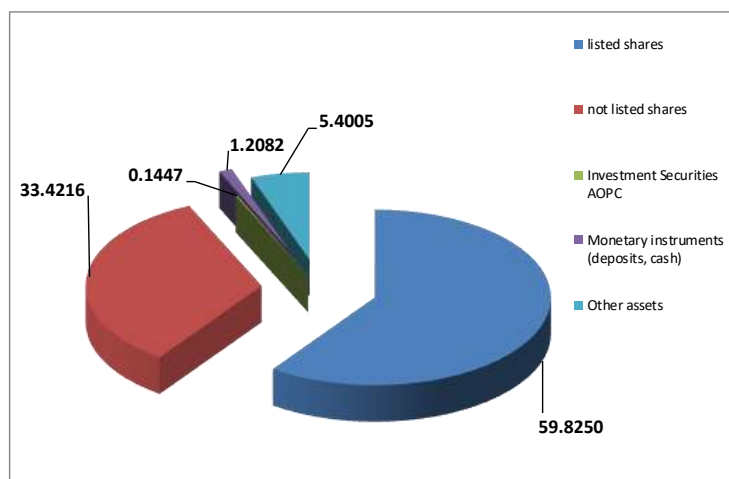
THE PORTFOLIO STRUCTURE

The weight, at market value, of the activity sectors in total portfolio (%)	
Finances, banks, insurances	46.20
Oil resources and related services	12.46
Gas and energy transport	9.40
Food industry	6.23
Real estate leasing and sub-leasing	4.70
Tourism, catering, leisure	4.24
Pharmaceutical industry	3.49
Gas resources	2.68
Electronical, electrical engineering industry	2.48
Domestic trade	2.13
Car manufacturing industry, processing	1.82
Metallurgical industry	1.81
Other economic sectors	2.36



ASSETS STRUCTURE

Weight in the total value of assets (%)	
Shares, out of which:	
listed shares	59.8250
not listed shares	33.4216
Investment Securities AOPC	0.1447
Monetary instruments (deposits, cash)	1.2082
Other assets	5.4005



	No. sc	Market value of packages of shares	
		- RON -	- % -
ccs listed on B.V.B.	17	824,061,889	51.80
ccs listed on AERO	12	186,555,352	11.73
ccs listed and not traded	2	10,033,107	0.63
ccs closed	15	570,192,144	35.84
ccs in reorganization and judicial liquidation	5	-	-
TOTAL	51	1,590,842,492	100.00

TOP 10 COMPANIES OF THE PORTFOLIO

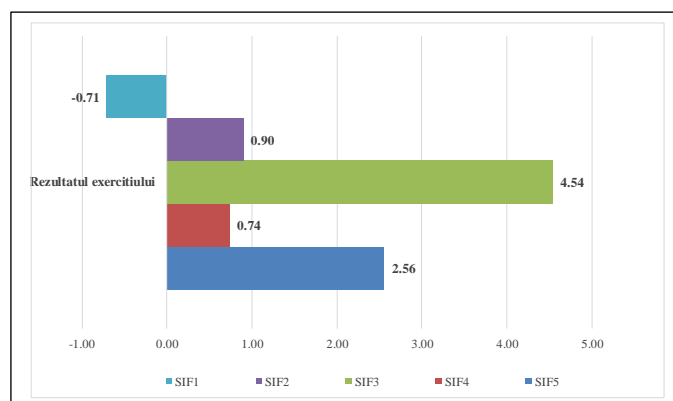
	Weight in the issuer's share capital (%)	Weight in the SIF total asset (%)
BANCA COMERCIALĂ ROMÂNĂ	6.2973	25.1676
OMV PETROM S.A. București	1.2367	11.6199
B.R.D. Groupe Societe Generale	2.1722	10.1862
BANCA TRANSILVANIA S.A.	1.1228	5.6628
ARGUS S.A. Constanța	86.2050	5.6227
C.N.T.E.E. TRANSELECTRICA S.A. București	3.8359	5.3399
S.N.T.G.N. TRANSGAZ S.A. Mediaș	1.5362	3.4244
ANTIBIOTICE S.A. Iași	14.2524	3.2528
S.N.G.N. ROMGAZ S.A.	0.4026	2.4967
FLAROS S.A. București	81.0386	2.3125

January 2017	SIF 1	SIF2	SIF3	SIF 4	SIF 5
Total Asset (Mil. RON)	1,978.12	1,748.09	987.43	1,298.72	1,706.06

January 2017	SIF 1	SIF2	SIF3	SIF 4	SIF 5
Net Asset (Mil. RON)	1,955.08	1,643.31	924.70	1,196.94	1,643.52

January 2017	SIF 1	SIF2	SIF3	SIF 4	SIF 5
Unitary net asset (RON)	3.7743	1.6055	0.4233	1.4831	2.8328

January 2017	SIF 1	SIF2	SIF3	SIF 4	SIF 5
Profit net (Mil. RON)	-0.71	0.90	4.54	0.74	2.56



The strategy of S.I.F. OLTENIA S.A. regarding the investment policy complies with the prudential principles of Regulation no. 15/2004 of F.S.A. (former R.N.S.C.) referred to in art. 187, 188 and 275.

The above information concerning the portfolio are calculated based on VAN (net asset value). The price of shares and the incomes generated by them may fluctuate and there is the possibility not to recover the amount invested. Company's past performance is no guarantee of future performance. S.I.F. Oltenia S.A. provides quarterly, half yearly and annual reports, and publishes them on the internet page at [www.sifolt.ro/Investor Info/Reports/Continuous reports](http://www.sifolt.ro/Investor%20Info/Reports/Continuous%20reports). This is a brief summary destined exclusively to existing shareholders and will not be the basis for taking investments decisions.